

IFITM3 Polyclonal Antibody

catalog number: D-AB-10162L

Note: Centrifuge before opening to ensure complete recovery of vial contents.

Description

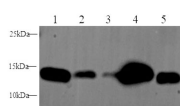
Reactivity	Human;Mouse;Rat
Immunogen	Recombinant Rat IFITM3 protein expressed by E.coli
Host	Rabbit
Isotype	IgG
Purification	Antigen Affinity Purification
Conjugation	Unconjugated
buffer	PBS with 0.05% proclin 300, 1% protective protein and 50% glycerol,pH7.4

Applications

Recommended Dilution

WB	1:1000-1:2000
IHC	1:50-1:200
IF	1:100-1:400

Data

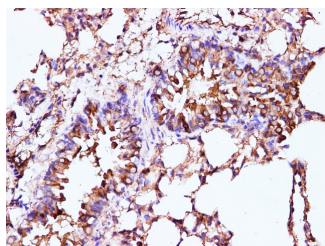


Western blot with IFITM3 Polyclonal antibody at dilution of 1:2000.lane 1:Hela whole cell lysate, lane 2:293 T whole cell lysate, lane 3:Mouse Liver, lane 4:Mouse Heart,lane 5:Rat

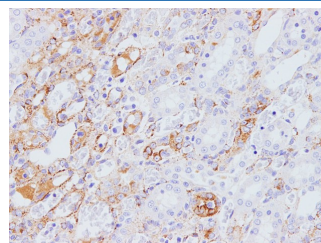
Liver

Observed-MV:15 kDa

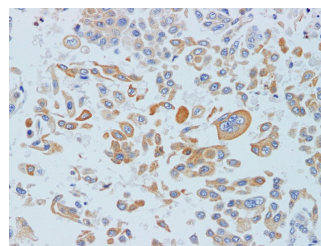
Calculated-MV:15 kDa



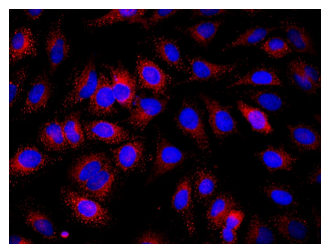
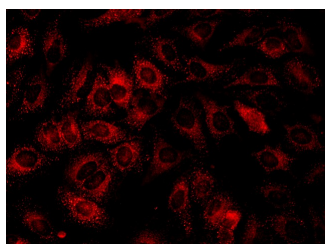
Immunohistochemistry of paraffin-embedded Mouse lung using IFITM3 Polyclonal Antibody at dilution of 1:100



Immunohistochemistry of paraffin-embedded Rat kidney using IFITM3 Polyclonal Antibody at dilution of 1:100



Immunohistochemistry of paraffin-embedded Human lung cancer using IFITM3 Polyclonal Antibody at dilution of 1:200



For Research Use Only

IFITM3 Polyclonal Antibody

catalog number: D-AB-10162L



Immunofluorescence analysis of Hela cells using IFITM3
Polyclonal Antibody at dilution of 1:100

Immunofluorescence analysis of Hela cells using ifitm3
Polyclonal Antibody at dilution of 1:100

Preparation & Storage

Storage

Store at -20°C Valid for 12 months. Avoid freeze / thaw cycles.

Shipping

The product is shipped with ice pack, upon receipt, store it immediately at the temperature recommended.

Background

IFITM3, also named as interferon-inducible protein 1-8U, belongs to the CD225 family. It is IFN-induced antiviral protein that mediates cellular innate immunity to at least three major human pathogens, namely influenza A H1N1 virus, West Nile virus (WNV), and dengue virus, by inhibiting the early steps of replication. IFITM3 is identified as interferon-induced cellular proteins that restrict infections by retroviruses and filoviruses and of influenza virus and flaviviruses, respectively. IFITM3, the most potent antiviral IFITM, was found to inhibit an uncharacterized early infectious event after VSV endocytosis, but before primary transcription of its viral genome. IFITM proteins are viral restriction factors that can inhibit infection mediated by the influenza A virus (IAV) hemagglutinin (HA) protein. They differentially restrict the entry of a broad range of enveloped viruses, and modulate cellular tropism independently of viral receptor expression. This antibody recognizes both IFITM2 and IFITM3.

For Research Use Only

A Reliable Research Partner in Life Science and Medicine
Tel: 400-999-2100

Email: techsupport@elabscience.cn

Web: www.elabscience.cn

Rev. V2.0