

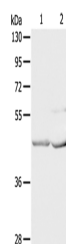
NCEH1 Polyclonal Antibody

catalog number: E-AB-14454

Note: Centrifuge before opening to ensure complete recovery of vial contents.

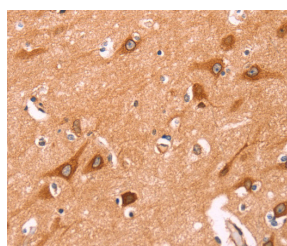
Description	
Reactivity	Human;Mouse;Rat
Immunogen	Recombinant protein of human NCEH1
Host	Rabbit
Isotype	IgG
Purification	Affinity purification
Conjugation	Unconjugated
Buffer	Phosphate buffered solution, pH 7.4, containing 0.05% stabilizer and 50% glycerol.
Applications	Recommended Dilution
WB	1:1000-1:5000
IHC	1:100-1:300

Data

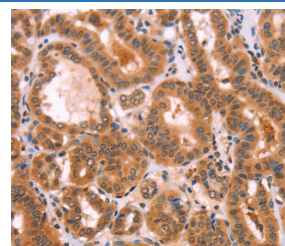


Western Blot analysis of Mouse kidney and heart tissue using NCEH1 Polyclonal Antibody at dilution of 1:1350

Calculated-MV:46 kDa



Immunohistochemistry of paraffin-embedded Human thyroid cancer using NCEH1 Polyclonal Antibody at dilution of 1:80



Immunohistochemistry of paraffin-embedded Human brain using NCEH1 Polyclonal Antibody at dilution of 1:80

Preparation & Storage

Storage	Store at -20°C Valid for 12 months. Avoid freeze / thaw cycles.
Shipping	The product is shipped with ice pack,upon receipt,store it immediately at the temperature recommended.

Background

Neutral cholesterol ester hydrolase 1 (NCEH) also known as arylacetamide deacetylase-like 1 (AADACL1) or KIAA1363 is an enzyme that in humans is encoded by the NCEH1 gene.NCEH is an enzyme located in the endoplasmic reticulum. NCEH hydrolyzes 2-acetyl monoalkylglycerol ether, as part of an enzymatic pathway regulating the levels of platelet activating factor and lysophospholipids that may be involved in cancer development.

For Research Use Only