

## UFC1 Polyclonal Antibody

**catalog number: E-AB-52438**

**Note:** Centrifuge before opening to ensure complete recovery of vial contents.

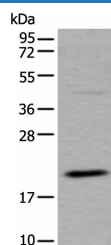
### Description

<b>Reactivity</b>	Human;Mouse;Rat
<b>Immunogen</b>	Full length fusion protein
<b>Host</b>	Rabbit
<b>Isotype</b>	IgG
<b>Purification</b>	Antigen affinity purification
<b>Buffer</b>	Phosphate buffered solution, pH 7.4, containing 0.05% stabilizer and 50% glycerol.

### Applications

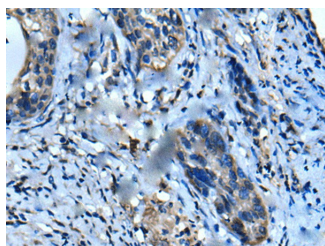
Applications	Recommended Dilution
<b>WB</b>	1:500-1:2000
<b>IHC</b>	1:30-1:150

### Data

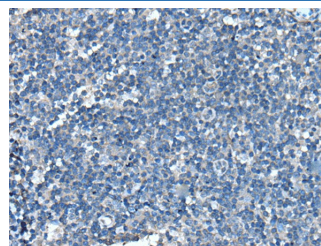


Western blot analysis of RAW264.7 cell lysate using UFC1 Polyclonal Antibody at dilution of 1:500

**Observed-MV:Refer to figures**  
**Calculated-MV:19 kDa**



Immunohistochemistry of paraffin-embedded Human cervical cancer tissue using UFC1 Polyclonal Antibody at dilution of 1:50(×200)



Immunohistochemistry of paraffin-embedded Human tonsil tissue using UFC1 Polyclonal Antibody at dilution of 1:50(×200)

### Preparation & Storage

<b>Storage</b>	Store at -20°C Valid for 12 months. Avoid freeze / thaw cycles.
<b>Shipping</b>	The product is shipped with ice pack,upon receipt,store it immediately at the temperature recommended.

### Background

UFC1 is an E2-like conjugating enzyme for ubiquitin-fold modifier-1 (UFM1; MIM 610553) (Komatsu et al., 2004 [PubMed 15071506]).

### For Research Use Only