

FTO Polyclonal Antibody

catalog number: E-AB-11248

Note: Centrifuge before opening to ensure complete recovery of vial contents.


Description

| | |
|---------------------|--|
| Reactivity | Human |
| Immunogen | Recombinant protein of human FTO |
| Host | Rabbit |
| Isotype | IgG |
| Purification | Affinity purification |
| Buffer | Phosphate buffered solution, pH 7.4, containing 0.05% stabilizer and 50% glycerol. |

Applications

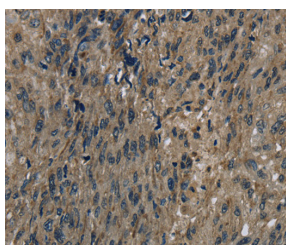
| Applications | Recommended Dilution |
|--------------|----------------------|
| WB | 1:500-1:2000 |
| IHC | 1:100-1:300 |

Data

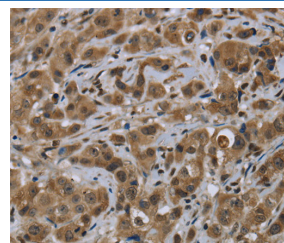


Western Blot analysis of Human fetal brain tissue using FTO Polyclonal Antibody at dilution of 1:650

Calculated-MW:58 kDa



Immunohistochemistry of paraffin-embedded Human esophagus cancer using FTO Polyclonal Antibody at dilution of 1:60



Immunohistochemistry of paraffin-embedded Human breast cancer using FTO Polyclonal Antibody at dilution of 1:60

Preparation & Storage

| | |
|-----------------|--|
| Storage | Store at -20°C Valid for 12 months. Avoid freeze / thaw cycles. |
| Shipping | The product is shipped with ice pack, upon receipt, store it immediately at the temperature recommended. |

Background

This gene is a nuclear protein of the AlkB related non-haem iron and 2-oxoglutarate-dependent oxygenase superfamily but the exact physiological function of this gene is not known. Other non-heme iron enzymes function to reverse alkylated DNA and RNA damage by oxidative demethylation. Studies in mice and humans indicate a role in nervous and cardiovascular systems and a strong association with body mass index, obesity risk, and type 2 diabetes.

For Research Use Only