

HNRNPA3 Polyclonal Antibody

catalog number: E-AB-19996

Note: Centrifuge before opening to ensure complete recovery of vial contents.

Description

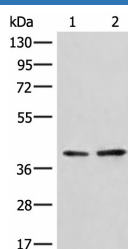
Reactivity	Human;Mouse;Rat
Immunogen	Synthetic peptide of human HNRNPA3
Host	Rabbit
Isotype	IgG
Purification	Antigen affinity purification
Conjugation	Unconjugated
Buffer	Phosphate buffered solution, pH 7.4, containing 0.05% stabilizer and 50% glycerol.

Applications

Recommended Dilution

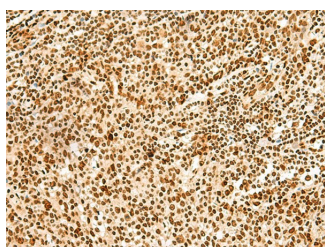
WB	1:500-1:2000
IHC	1:50-1:300

Data

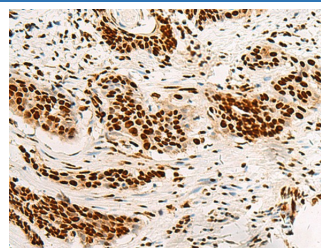


Western blot analysis of A172 and LO2 cell lysates using HNRNPA3 Polyclonal Antibody at dilution of 1:500

Observed-MV:Refer to figures
Calculated-MV:40 kDa



Immunohistochemistry of paraffin-embedded Human tonsil tissue using HNRNPA3 Polyclonal Antibody at dilution of 1:45(×200)



Immunohistochemistry of paraffin-embedded Human esophagus cancer tissue using HNRNPA3 Polyclonal Antibody at dilution of 1:45(×200)

Preparation & Storage

Storage	Store at -20°C Valid for 12 months. Avoid freeze / thaw cycles.
Shipping	The product is shipped with ice pack, upon receipt, store it immediately at the temperature recommended.

Background

Plays a role in cytoplasmic trafficking of RNA. Binds to the cis-acting response element, A2RE. May be involved in pre-mRNA splicing.

For Research Use Only