

HOXC11 Polyclonal Antibody

catalog number: E-AB-19468

Note: Centrifuge before opening to ensure complete recovery of vial contents.

Description

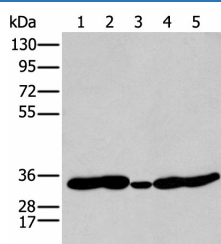
Reactivity	Human;Mouse
Immunogen	Synthetic peptide of human HOXC11
Host	Rabbit
Isotype	IgG
Purification	Antigen affinity purification
Conjugation	Unconjugated
Buffer	Phosphate buffered solution, pH 7.4, containing 0.05% stabilizer and 50% glycerol.

Applications

Recommended Dilution

WB	1:500-1:2000
IHC	1:20-1:100

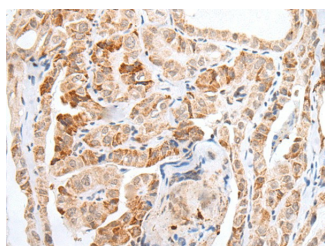
Data



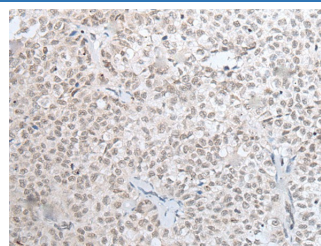
Western blot analysis of 231 Mouse heart tissue Human fetal brain tissue Jurkat and Hepg2 cell using HOXC11 Polyclonal Antibody at dilution of 1:250

Observed-MV:Refer to figures

Calculated-MV:34 kDa



Immunohistochemistry of paraffin-embedded Human thyroid cancer tissue using HOXC11 Polyclonal Antibody at dilution of 1:25(×200)



Immunohistochemistry of paraffin-embedded Human ovarian cancer tissue using HOXC11 Polyclonal Antibody at dilution of 1:25(×200)

Preparation & Storage

Storage	Store at -20°C Valid for 12 months. Avoid freeze / thaw cycles.
Shipping	The product is shipped with ice pack,upon receipt,store it immediately at the temperature recommended.

Background

For Research Use Only

This gene is one of several homeobox HOXC genes located in a cluster on chromosome 12. The product of this gene binds to a promoter element of the lactase-phlorizin hydrolase. It also may play a role in early intestinal development. An alternatively spliced variant encoding a shorter isoform has been described but its full-length nature has not been determined.