

STAT3 Monoclonal Antibody

catalog number: **E-AB-22119**

Note: Centrifuge before opening to ensure complete recovery of vial contents.

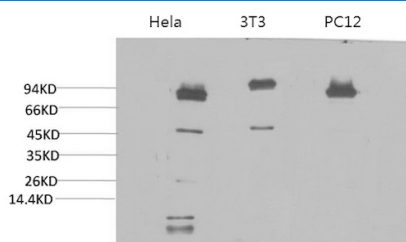
Description

Reactivity	Human;Mouse;Rat
Immunogen	Recombinant Protein
Host	Mouse
Isotype	IgG
Clone	4E3
Purification	Protein A purification
Buffer	Phosphate buffered solution, pH 7.4, containing 0.05% stabilizer, 0.5% protein protectant and 50% glycerol.

Applications

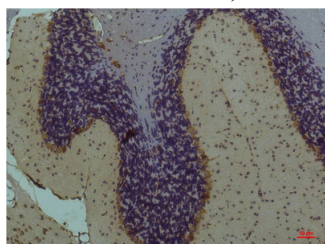
Applications	Recommended Dilution
WB	1:1000-2000
IHC	1:100-200

Data

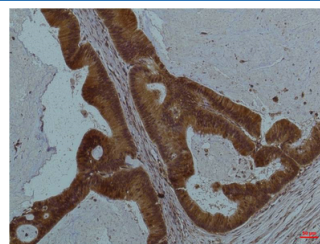


Western Blot analysis of 1) HeLa, 2) 3T3, 3) PC-12 cells using STAT3 Monoclonal Antibody at dilution of 1:2000.

Observed-MW:79 ,86kDa



Immunohistochemistry of paraffin-embedded Mouse brain tissue using STAT3 Monoclonal Antibody at dilution of 1:200.



Immunohistochemistry of paraffin-embedded Human colon carcinoma tissue using STAT3 Monoclonal Antibody at dilution of 1:200.

Preparation & Storage

Storage	Store at -20°C Valid for 12 months. Avoid freeze / thaw cycles.
Shipping	The product is shipped with ice pack, upon receipt, store it immediately at the temperature recommended.

Background

For Research Use Only

Signal transducer and transcription activator that mediates cellular responses to interleukins, KITLG/SCF, LEP and other growth factors. Once activated, recruits coactivators, such as NCOA1 or MED1, to the promoter region of the target gene (PubMed:173442)

For Research Use Only

Toll-free: 1-888-852-8623
Web: www.elabscience.com

Tel: 1-832-243-6086
Email: techsupport@elabscience.com

Fax: 1-832-243-6017

Rev. V1.8