

FAM84B Polyclonal Antibody

catalog number: E-AB-17945

Note: Centrifuge before opening to ensure complete recovery of vial contents.

Description

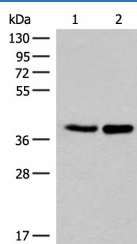
Reactivity	Human
Immunogen	Synthetic peptide of human FAM84B
Host	Rabbit
Isotype	IgG
Purification	Antigen affinity purification
Conjugation	Unconjugated
Buffer	Phosphate buffered solution, pH 7.4, containing 0.05% stabilizer and 50% glycerol.

Applications

Recommended Dilution

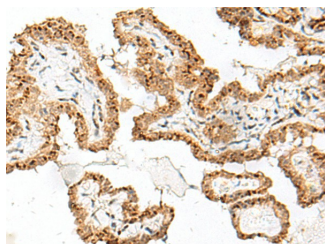
WB	1:500-1:2000
IHC	1:50-1:300

Data

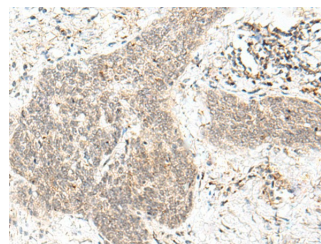


Western blot analysis of HUVEC and PC3 cell lysates using FAM84B Polyclonal Antibody at dilution of 1:400

Observed-MV: Refer to figures
Calculated-MV: 34 kDa



Immunohistochemistry of paraffin-embedded Human thyroid cancer tissue using FAM84B Polyclonal Antibody at dilution of 1:70(×200)



Immunohistochemistry of paraffin-embedded Human esophagus cancer tissue using FAM84B Polyclonal Antibody at dilution of 1:70(×200)

Preparation & Storage

Storage	Store at -20°C Valid for 12 months. Avoid freeze / thaw cycles.
Shipping	The product is shipped with ice pack, upon receipt, store it immediately at the temperature recommended.

Background

FAM84B (Family With Sequence Similarity 84 Member B) is a Protein Coding gene. Diseases associated with FAM84B include Prostate Cancer Susceptibility. An important paralog of this gene is FAM84A.

For Research Use Only