

PLAUR Polyclonal Antibody

catalog number: E-AB-14303

Note: Centrifuge before opening to ensure complete recovery of vial contents.

Description

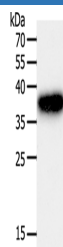
Reactivity	Human
Immunogen	Recombinant protein of human PLAUR
Host	Rabbit
Isotype	IgG
Purification	Affinity purification
Conjugation	Unconjugated
Buffer	Phosphate buffered solution, pH 7.4, containing 0.05% stabilizer and 50% glycerol.

Applications

Recommended Dilution

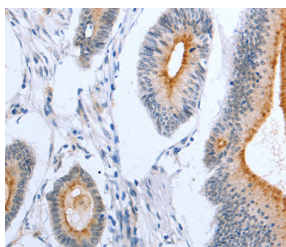
WB	1:500-1:2000
IHC	1:50-1:200

Data

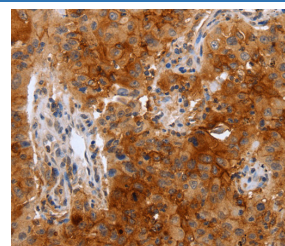


Western Blot analysis of A549 cell using PLAUR Polyclonal Antibody at dilution of 1:400

Calculated-MW:37 kDa



Immunohistochemistry of paraffin-embedded Human colon cancer using PLAUR Polyclonal Antibody at dilution of 1:50



Immunohistochemistry of paraffin-embedded Human lung cancer using PLAUR Polyclonal Antibody at dilution of 1:50

Preparation & Storage

Storage	Store at -20°C Valid for 12 months. Avoid freeze / thaw cycles.
Shipping	The product is shipped with ice pack, upon receipt, store it immediately at the temperature recommended.

Background

For Research Use Only

This gene encodes the receptor for urokinase plasminogen activator and, given its role in localizing and promoting plasmin formation, likely influences many normal and pathological processes related to cell-surface plasminogen activation and localized degradation of the extracellular matrix. It binds both the proprotein and mature forms of urokinase plasminogen activator and permits the activation of the receptor-bound pro-enzyme by plasmin. The protein lacks transmembrane or cytoplasmic domains and may be anchored to the plasma membrane by a glycosyl-phosphatidylinositol (GPI) moiety following cleavage of the nascent polypeptide near its carboxy-terminus. However, a soluble protein is also produced in some cell types. Alternative splicing results in multiple transcript variants encoding different isoforms. The proprotein experiences several post-translational cleavage reactions that have not yet been fully defined.