

DHRS3 Polyclonal Antibody

catalog number: E-AB-11158

Note: Centrifuge before opening to ensure complete recovery of vial contents.

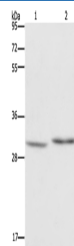
Description

Reactivity	Human;Mouse
Immunogen	Recombinant protein of human DHRS3
Host	Rabbit
Isotype	IgG
Purification	Affinity purification
Buffer	Phosphate buffered solution, pH 7.4, containing 0.05% stabilizer and 50% glycerol.

Applications

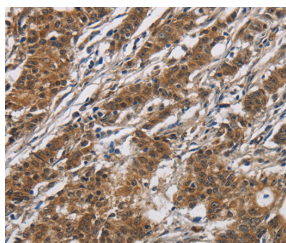
Applications	Recommended Dilution
WB	1:500-1:2000
IHC	1:50-1:200

Data

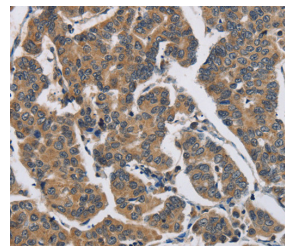


Western Blot analysis of Mouse liver tissue and A375 cell using DHRS3 Polyclonal Antibody at dilution of 1:550

Calculated-MW:34 kDa



Immunohistochemistry of paraffin-embedded Human gastric cancer using DHRS3 Polyclonal Antibody at dilution of 1:30



Immunohistochemistry of paraffin-embedded Human breast cancer using DHRS3 Polyclonal Antibody at dilution of 1:30

Preparation & Storage

Storage	Store at -20°C Valid for 12 months. Avoid freeze / thaw cycles.
Shipping	The product is shipped with ice pack, upon receipt, store it immediately at the temperature recommended.

Background

Short-chain dehydrogenases/reductases (SDRs), such as DHRS3, catalyze the oxidation/reduction of a wide range of substrates, including retinoids and steroids.

For Research Use Only