

NDRG4 Polyclonal Antibody

Catalog Number: E-AB-66719



Note: Centrifuge before opening to ensure complete recovery of vial contents.

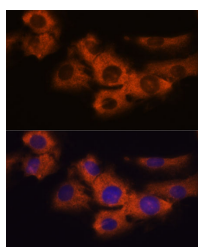
Description

Reactivity	Human, Mouse, Rat
Immunogen	Recombinant fusion protein of human NDRG4 (NP_001229765.1).
Host	Rabbit
Isotype	IgG
Purification	Affinity purification
Conjugation	Unconjugated
Formulation	PBS with 0.02% sodium azide, 50% glycerol, pH7.3.

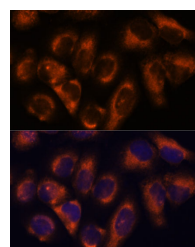
Applications Recommended Dilution

IF	1:50-1:200
-----------	------------

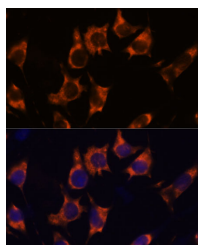
Data



Immunofluorescence analysis of C6 cells using NDRG4 Polyclonal Antibody at dilution of 1:100.
Blue: DAPI for nuclear staining.



Immunofluorescence analysis of HeLa cells using NDRG4 Polyclonal Antibody at dilution of 1:100.
Blue: DAPI for nuclear staining.



Immunofluorescence analysis of L929 cells using NDRG4 Polyclonal Antibody at dilution of 1:100.
Blue: DAPI for nuclear staining.

Preparation & Storage

Storage Store at -20°C. Avoid freeze / thaw cycles.

Background

This gene is a member of the N-myc downregulated gene family which belongs to the alpha/beta hydrolase superfamily. The protein encoded by this gene is a cytoplasmic protein that is required for cell cycle progression and survival in primary astrocytes and may be involved in the regulation of mitogenic signalling in vascular smooth muscles cells. Alternative splicing results in multiple transcripts encoding different isoforms.

For Research Use Only

A Reliable Research Partner in Life Science and Medicine

Toll-free: 1-888-852-8623

Web: www.elabscience.com

Tel: 1-832-243-6086

Email: techsupport@elabscience.com

Fax: 1-832-243-6017