

DNAJA4 Polyclonal Antibody

catalog number: E-AB-53105

Note: Centrifuge before opening to ensure complete recovery of vial contents.

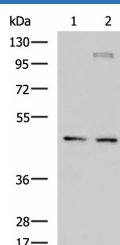
Description

| | |
|---------------------|--|
| Reactivity | Human;Mouse |
| Immunogen | Fusion protein of human DNAJA4 |
| Host | Rabbit |
| Isotype | IgG |
| Purification | Antigen affinity purification |
| Conjugation | Unconjugated |
| buffer | Phosphate buffered solution, pH 7.4, containing 0.05% stabilizer and 50% glycerol. |

Applications

| Applications | Recommended Dilution |
|--------------|----------------------|
| WB | 1:500-1:2000 |
| IHC | 1:50-1:200 |

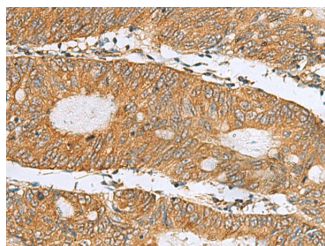
Data



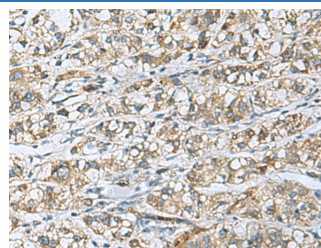
Western blot analysis of Jurkat and TM4 cell lysates using DNAJA4 Polyclonal Antibody at dilution of 1:650

Observed-MV: Refer to figures

Calculated-MV: 45 kDa



Immunohistochemistry of paraffin-embedded Human colorectal cancer tissue using DNAJA4 Polyclonal Antibody at dilution of 1:50(×200)



Immunohistochemistry of paraffin-embedded Human liver cancer tissue using DNAJA4 Polyclonal Antibody at dilution of 1:50(×200)

Preparation & Storage

| | |
|-----------------|--|
| Storage | Store at -20°C Valid for 12 months. Avoid freeze / thaw cycles. |
| Shipping | The product is shipped with ice pack, upon receipt, store it immediately at the temperature recommended. |

Background

For Research Use Only

DNAJA4 Polyclonal Antibody

catalog number: E-AB-53105



The DnaJ family is one of the largest of all the chaperone families and has evolved with diverse cellular localization and functions. The presence of the J domain defines a protein as a member of the DnaJ family. DnaJ heat shock induced proteins are from the bacterium *Escherichia coli* and are under the control of the htpR regulatory protein. The DnaJ proteins play a critical role in the HSP 70 chaperone machine by interacting with HSP 70 to stimulate ATP hydrolysis. The proteins contain cysteine rich regions that are composed of zinc fingers that form a peptide binding domain responsible for the chaperone function. DnaJ proteins are important mediators of proteolysis and are involved in the regulation of protein degradation, exocytosis and endocytosis. DnaJA4 (DnaJ homolog subfamily A member 4) is a SREBP-regulated chaperone that is thought to regulate the cholesterol biosynthesis pathway.

For Research Use Only

A Reliable Research Partner in Life Science and Medicine
Tel: 400-999-2100

Email: techsupport@elabscience.cn

Web: www.elabscience.cn

Rev. V1.7