

GSTP1 Polyclonal Antibody

catalog number: E-AB-15088

Note: Centrifuge before opening to ensure complete recovery of vial contents.

Description


Reactivity	Human;Mouse;Rat
Immunogen	Recombinant protein of human GSTP1
Host	Rabbit
Isotype	IgG
Purification	Affinity purification
Conjugation	Unconjugated
Buffer	Phosphate buffered solution, pH 7.4, containing 0.05% stabilizer and 50% glycerol.

Applications

Recommended Dilution

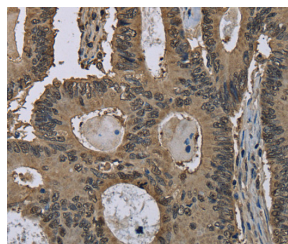
WB	1:500-1:2000
IHC	1:100-1:300

Data

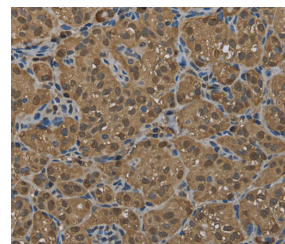


Western Blot analysis of Human placenta tissue, HT-29 cell and Human fetal brain tissue using GSTP1 Polyclonal Antibody at dilution of 1:300

Calculated-MW:23 kDa



Immunohistochemistry of paraffin-embedded Human colon cancer using GSTP1 Polyclonal Antibody at dilution of 1:60



Immunohistochemistry of paraffin-embedded Human thyroid cancer using GSTP1 Polyclonal Antibody at dilution of 1:60

Preparation & Storage

Storage	Store at -20°C Valid for 12 months. Avoid freeze / thaw cycles.
Shipping	The product is shipped with ice pack, upon receipt, store it immediately at the temperature recommended.

Background

For Research Use Only

Glutathione S-transferases (GSTs) are a family of enzymes that play an important role in detoxification by catalyzing the conjugation of many hydrophobic and electrophilic compounds with reduced glutathione. Based on their biochemical, immunologic, and structural properties, the soluble GSTs are categorized into 4 main classes: alpha, mu, pi, and theta. This GST family member is a polymorphic gene encoding active, functionally different GSTP1 variant proteins that are thought to function in xenobiotic metabolism and play a role in susceptibility to cancer, and other diseases.