

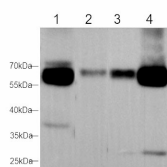
Maoa Polyclonal Antibody

catalog number: E-AB-40662

Note: Centrifuge before opening to ensure complete recovery of vial contents.

Description	
Reactivity	Mouse;Rat
Immunogen	Recombinant Rat Maoa protein expressed by E.coli
Host	Rabbit
Isotype	IgG
Purification	Antigen Affinity Purification
Conjugation	Unconjugated
Buffer	PBS with 0.05% proclin 300, 1% protective protein and 50% glycerol,pH7.4
Applications	Recommended Dilution
WB	1:250-1:1000
IHC	1:250-1:750

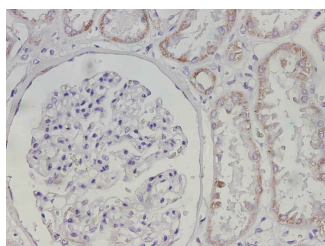
Data



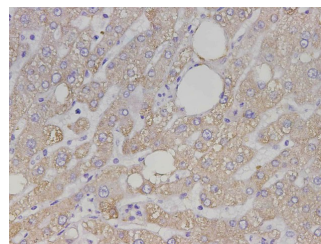
Western blot with Maoa Polyclonal antibody at dilution of 1:1000.lane 1:NIH/3T3 whole cell lysate,lane 2:Mouse brain,lane3:Rat Brian,lane4:Rat heart

Observed-MV:62 kDa

Calculated-MV:62 kDa



Immunohistochemistry of paraffin-embedded Human kidney tissue using Maoa Polyclonal Antibody at dilution of 1:250(×400)



Immunohistochemistry of paraffin-embedded Human liver tissue using Maoa Polyclonal Antibody at dilution of 1:750(×400)

Preparation & Storage	
Storage	Store at -20°C Valid for 12 months. Avoid freeze / thaw cycles.
Shipping	The product is shipped with ice pack,upon receipt,store it immediately at the temperature recommended.

Background

For Research Use Only

Catalyzes the oxidative deamination of primary and some secondary amine such as neurotransmitters, with concomitant reduction of oxygen to hydrogen peroxide and has important functions in the metabolism of neuroactive and vasoactive amines in the central nervous system and peripheral tissues