

MATR3 Polyclonal Antibody

Catalog Number: E-AB-65521



Note: Centrifuge before opening to ensure complete recovery of vial contents.

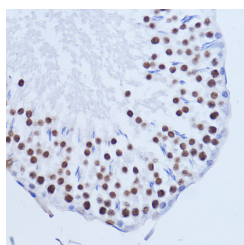
Description

Reactivity	Human, Mouse, Rat
Immunogen	Recombinant fusion protein of human MATR3 (NP_001181884.1).
Host	Rabbit
Isotype	IgG
Purification	Affinity purification
Conjugation	Unconjugated
Formulation	PBS with 0.02% sodium azide, 50% glycerol, pH7.3.

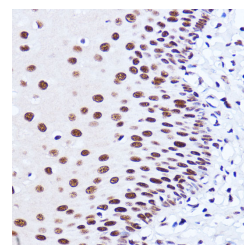
Applications Recommended Dilution

IHC	1:100-1:200
IF	1:50-1:200

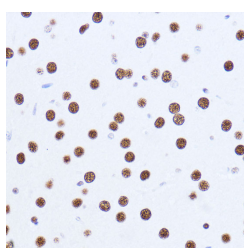
Data



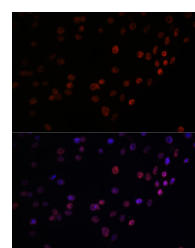
Immunohistochemistry of paraffin-embedded Rat testis using MATR3 Polyclonal Antibody at dilution of 1:100 (40x lens).



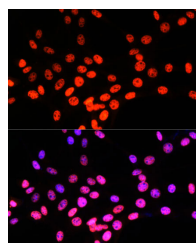
Immunohistochemistry of paraffin-embedded Human esophageal using MATR3 Polyclonal Antibody at dilution of 1:100 (40x lens).



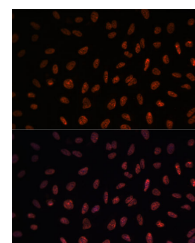
Immunohistochemistry of paraffin-embedded Mouse brain using MATR3 Polyclonal Antibody at dilution of 1:100 (40x lens).



Immunofluorescence analysis of C6 cells using MATR3 Polyclonal Antibody at dilution of 1:100. Blue: DAPI for nuclear staining.



Immunofluorescence analysis of NIH/3T3 cells using MATR3 Polyclonal Antibody at dilution of 1:100.



Immunofluorescence analysis of U-2 OS cells using MATR3 Polyclonal Antibody at dilution of 1:100.

For Research Use Only

A Reliable Research Partner in Life Science and Medicine

Toll-free: 1-888-852-8623

Web: www.elabscience.com

Tel: 1-832-243-6086

Email: techsupport@elabscience.com

Fax: 1-832-243-6017

MATR3 Polyclonal Antibody

Catalog Number: E-AB-65521



Blue: DAPI for nuclear staining.

Blue: DAPI for nuclear staining.

Preparation & Storage

Storage Store at -20°C. Avoid freeze / thaw cycles.

Background

This gene encodes a nuclear matrix protein, which is proposed to stabilize certain messenger RNA species. Mutations of this gene are associated with distal myopathy 2, which often includes vocal cord and pharyngeal weakness. Alternatively spliced transcript variants, including read-through transcripts composed of the upstream small nucleolar RNA host gene 4 (non-protein coding) and matrin 3 gene sequence, have been identified. Pseudogenes of this gene are located on chromosomes 1 and X.

For Research Use Only

A Reliable Research Partner in Life Science and Medicine

Toll-free: 1-888-852-8623

Tel: 1-832-243-6086

Fax: 1-832-243-6017

Web: www.elabscience.com

Email: techsupport@elabscience.com