

ACTL6B Polyclonal Antibody

catalog number: E-AB-19033

Note: Centrifuge before opening to ensure complete recovery of vial contents.

Description

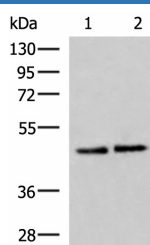
Reactivity	Human;Mouse;Rat
Immunogen	Fusion protein of human ACTL6B
Host	Rabbit
Isotype	IgG
Purification	Antigen affinity purification
Conjugation	Unconjugated
buffer	Phosphate buffered solution, pH 7.4, containing 0.05% stabilizer and 50% glycerol.

Applications

Recommended Dilution

WB	1:1000-1:5000
IHC	1:50-1:300

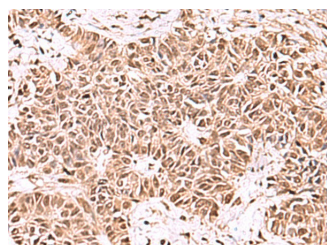
Data



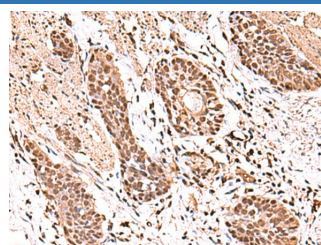
Western blot analysis of Hela and HepG2 cell lysates using ACTL6B Polyclonal Antibody at dilution of 1:1000

Observed-MV: Refer to figures

Calculated-MV: 47 kDa



Immunohistochemistry of paraffin-embedded Human ovarian cancer tissue using ACTL6B Polyclonal Antibody at dilution of 1:100(×200)



Immunohistochemistry of paraffin-embedded Human esophagus cancer tissue using ACTL6B Polyclonal Antibody at dilution of 1:100(×200)

Preparation & Storage

Storage	Store at -20°C Valid for 12 months. Avoid freeze / thaw cycles.
Shipping	The product is shipped with ice pack, upon receipt, store it immediately at the temperature recommended.

Background

For Research Use Only

ACTL6B Polyclonal Antibody

catalog number: E-AB-19033



The protein encoded by this gene is a member of a family of actin-related proteins (ARPs) which share significant amino acid sequence identity to conventional actins. Both actins and ARPs have an actin fold, which is an ATP-binding cleft, as a common feature. The ARPs are involved in diverse cellular processes, including vesicular transport, spindle orientation, nuclear migration and chromatin remodeling. This gene encodes a subunit of the BAF (BRG1/brm-associated factor) complex in mammals, which is functionally related to SWI/SNF complex in *S.cerevisiae* and *Drosophila*; the latter is thought to facilitate transcriptional activation of specific genes by antagonizing chromatin-mediated transcriptional repression. This subunit may be involved in the regulation of genes by structural modulation of their chromatin, specifically in the brain. Alternative splicing results in multiple transcript variants.

For Research Use Only

A Reliable Research Partner in Life Science and Medicine
Tel: 400-999-2100

Email: techsupport@elabscience.cn

Web: www.elabscience.cn

Rev. V1.7