

# HA-Tag Monoclonal Antibody

catalog number: E-AB-48021

**Note:** Centrifuge before opening to ensure complete recovery of vial contents.

## Description


|                     |   |
|---------------------|---|
| <b>Reactivity</b>   | All   |
| <b>Immunogen</b>    | Synthetic peptide corresponding to HA tag conjugated to keyhole limpet haemocyanin. |
| <b>Host</b>         | Mouse   |
| <b>Isotype</b>      | IgG2a   |
| <b>Clone</b>        | 5F7   |
| <b>Purification</b> | Protein A/G Purification  |
| <b>Conjugation</b>  | Unconjugated  |
| <b>buffer</b>       | PBS, pH 7.2. Contains 0.05% proclin 300.  |

## Applications

## Recommended Dilution

|            |              |
|------------|--------------|
| <b>WB</b>  | 1:5000-10000 |
| <b>IP</b>  | 3µg/sample   |
| <b>IF</b>  | 1:400-800    |
| <b>FCM</b> | 0.2µg        |

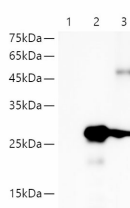
## Data



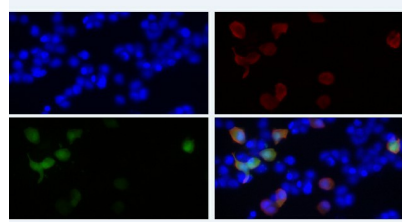
Western blotting with anti-HA-Tag monoclonal antibody at dilution of 1:5000. Lane 1: HA tag transfected HEK 293 cell lysates, lane 2: HEK 293 whole cell lysate

**Observed-MV:28 kDa**

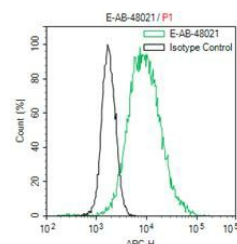
**Calculated-MV:28 kDa**



IP Result of 293F cells transfected with HA-Tag fusion protein, using anti-HA-Tag monoclonal antibody. Lane 1: mouse IgG2a Isotype Control, Lane 2: input, Lane 3: anti-HA-Tag mouse monoclonal antibody



Immunofluorescent analysis of 293F cells transfected with HA-Tag fusion protein using anti-HA-Tag monoclonal antibody at dilution of 1:800.



1x10<sup>6</sup> CHO cells Transfected with a HA plasmid were stained with 0.2µg Anti-HA tag mAb(E-AB-48021) and AF647 conjugated Goat Anti-mouse IgG (H+L); Isotype Control stained with 0.2µg mouse IgG and AF647 conjugated Goat Anti-mouse IgG (H+L)

## Preparation & Storage

**Storage** Store at -20°C Valid for 12 months. Avoid freeze / thaw cycles.

## For Research Use Only

# HA-Tag Monoclonal Antibody

catalog number: E-AB-48021



---

## Shipping

The product is shipped with ice pack, upon receipt, store it immediately at the temperature recommended.

## Background

The HA tag is derived from the HA-molecule corresponding to amino acids 98-106. It has been extensively used as a general epitope tag in expression vectors. Many recombinant proteins have been engineered to express the HA tag, which does not appear to interfere with the bioactivity or the biodistribution of the recombinant protein.

---

## For Research Use Only

A Reliable Research Partner in Life Science and Medicine  
Tel: 400-999-2100

Email: [techsupport@elabscience.cn](mailto:techsupport@elabscience.cn)

Web: [www.elabscience.cn](http://www.elabscience.cn)

Rev. V2.1