

ATXN7L3 Polyclonal Antibody

catalog number: E-AB-52275

Note: Centrifuge before opening to ensure complete recovery of vial contents.

Description

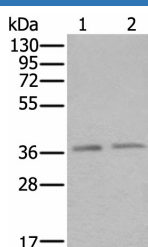
Reactivity	Human;Mouse
Immunogen	Fusion protein of human ATXN7L3
Host	Rabbit
Isotype	IgG
Purification	Antigen affinity purification
Conjugation	Unconjugated
buffer	Phosphate buffered solution, pH 7.4, containing 0.05% stabilizer and 50% glycerol.

Applications

Recommended Dilution

WB	1:500-1:2000
IHC	1:25-1:100

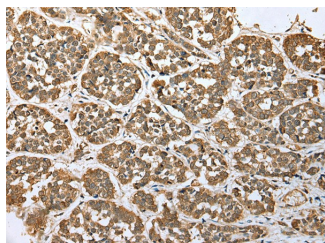
Data



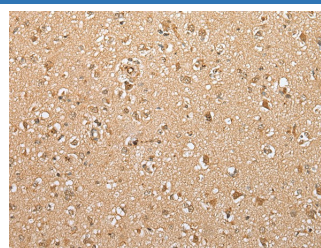
Western blot analysis of HeLa and Raji cell lysates using ATXN7L3 Polyclonal Antibody at dilution of 1:500

Observed-MV: Refer to figures

Calculated-MV: 39 kDa



Immunohistochemistry of paraffin-embedded Human esophagus cancer tissue using ATXN7L3 Polyclonal Antibody at dilution of 1:35(×200)



Immunohistochemistry of paraffin-embedded Human brain tissue using ATXN7L3 Polyclonal Antibody at dilution of 1:35(×200)

Preparation & Storage

Storage	Store at -20°C Valid for 12 months. Avoid freeze / thaw cycles.
Shipping	The product is shipped with ice pack, upon receipt, store it immediately at the temperature recommended.

Background

For Research Use Only

ATXN7L3 Polyclonal Antibody

catalog number: E-AB-52275



Component of the transcription regulatory histone acetylation (HAT) complex SAGA, a multiprotein complex that activates transcription by remodeling chromatin and mediating histone acetylation and deubiquitination. Within the SAGA complex, participates in a subcomplex that specifically deubiquitinates both histones H2A and H2B. The SAGA complex is recruited to specific gene promoters by activators such as MYC, where it is required for transcription. Required for nuclear receptor-mediated transactivation. Within the complex, it is required to recruit USP22 and ENY2 into the SAGA complex.

For Research Use Only

A Reliable Research Partner in Life Science and Medicine
Tel: 400-999-2100

Email: techsupport@elabscience.cn

Web: www.elabscience.cn

Rev. V1.7