Recombinant VPAC2 Monoclonal Antibody

catalog number: **AN301688L**

Note: *Centrifuge before opening to ensure complete recovery of vial contents.*

Description

Reactivity	Human;Mouse;Rat
Immunogen	Recombinant human VPAC2 fragment
Host	Rabbit
Isotype	Rabbit IgG
Clone	C141311
Purification	Protein A affinity purification
Conjugation	Unconjugated
Buffer	PBS, 50% glycerol, 0.05% Proclin 300, 0.05% protein protectant.

Applications	Recommended Dilution
IHC	1:200-1:500
IF	1:50

Data

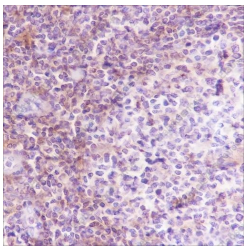

Immunohistochemistry of paraffin-embedded Human tonsil using VPAC2 Monoclonal Antibody at dilution of 1:500.

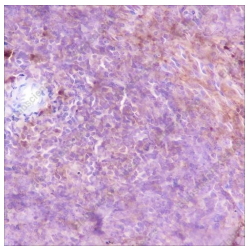

Immunohistochemistry of paraffin-embedded Mouse spleen using VPAC2 Monoclonal Antibody at dilution of 1:500.

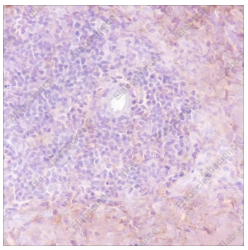

Immunohistochemistry of paraffin-embedded Rat spleen using VPAC2 Monoclonal Antibody at dilution of 1:500.

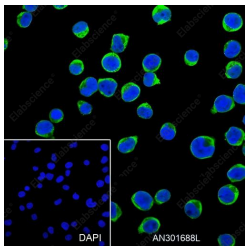

Immunofluorescent analysis of (4% Paraformaldehyde) fixed Jurkat cells using anti-VPAC2 Monoclonal Antibody at dilution of 1:50.

Preparation & Storage

Storage	Store at -20°C Valid for 12 months. Avoid freeze/thaw cycles.
Shipping	Ice bag

Background

Toll-free: 1-888-852-8623
Tel: 1-832-243-6086
Fax: 1-832-243-6017
Web: www.elabscience.com
Email: techsupport@elabscience.com

Human VIPR2 (Vasoactive Intestinal Polypeptide Receptor 2), also known as VPAC2, is a 60-70 kDa seven transmembrane glycoprotein receptor, which belongs to the G protein-coupled receptor 2 family of proteins. In its first extracellular region hormone receptor domain (aa 49-114) contains a mature chain, which has three N-linked glycosylation sites and a "Cilia targeting signal", which is composed of and Arg -Composition of Asp-Tyr-Arg sequence. Human VIPR2 has relatively high homology with mouse and rat VIPR2. VIPR2 is mainly expressed in skeletal muscle, CD4+ T cells, smooth muscle cells, dendritic cells, liver precursor cells, single cells, synthetic cells and selective neurons. VIPR2 couples with CAMP-mediated signal transduction pathways, and binds VIP and pituitary adenase activating polypeptide (PACAP).

Toll-free: 1-888-852-8623
Tel: 1-832-243-6086
Fax: 1-832-243-6017
Web: www.elabscience.com
Email: techsupport@elabscience.com