

PVALB Polyclonal Antibody

catalog number: E-AB-64700

Note: Centrifuge before opening to ensure complete recovery of vial contents.

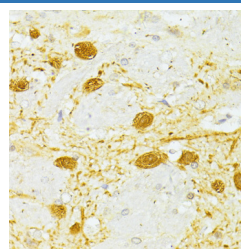
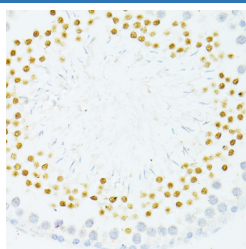
Description

Reactivity	Human;Mouse;Rat
Immunogen	Recombinant fusion protein of human PVALB (NP_002845.1).
Host	Rabbit
Isotype	IgG
Purification	Affinity purification
Buffer	Phosphate buffered solution, pH 7.4, containing 0.05% stabilizer and 50% glycerol.

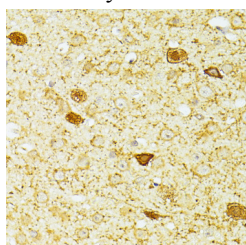
Applications Recommended Dilution

IHC	1:50-1:200
------------	------------

Data



Immunohistochemistry of paraffin-embedded Rat testis using PVALB Polyclonal Antibody at dilution of 1:100 (40x lens). Immunohistochemistry of paraffin-embedded Rat brain using PVALB Polyclonal Antibody at dilution of 1:100 (40x lens).



Immunohistochemistry of paraffin-embedded Mouse brain using PVALB Polyclonal Antibody at dilution of 1:100 (40x lens).

Preparation & Storage

Storage	Store at -20°C Valid for 12 months. Avoid freeze / thaw cycles.
Shipping	The product is shipped with ice pack, upon receipt, store it immediately at the temperature recommended.

Background

The protein encoded by this gene is a high affinity calcium ion-binding protein that is structurally and functionally similar to calmodulin and troponin C. The encoded protein is thought to be involved in muscle relaxation. Alternative splicing results in multiple transcript variants.

For Research Use Only