

ATG5 Monoclonal Antibody

catalog number: E-AB-22149

Note: Centrifuge before opening to ensure complete recovery of vial contents.

Description

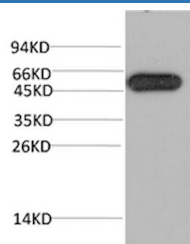
Reactivity	Human;Mouse;Rat
Immunogen	Recombinant Protein of ATG5
Host	Mouse
Isotype	IgG
Clone	5D3
Purification	Protein A purification
Buffer	Phosphate buffered solution, pH 7.4, containing 0.05% stabilizer, 0.5% protein protectant and 50% glycerol.

Applications

Recommended Dilution

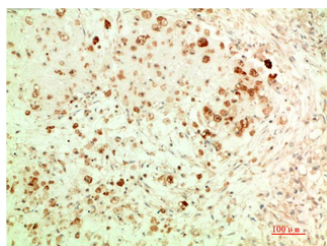
WB	1:500-2000
IHC	1:50-300

Data

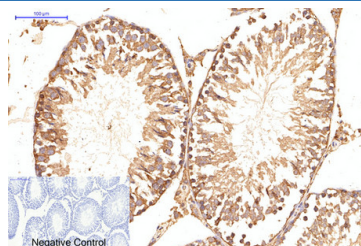


Western Blot analysis of Hela cells using ATG5 Monoclonal Antibody at dilution of 1:1000.

Observed-MW:55 kDa



Immunohistochemistry of paraffin-embedded Human ovarian carcinoma tissue using ATG5 Monoclonal Antibody at dilution of 1:200.



Immunohistochemistry of paraffin-embedded Rat testis tissue using ATG5 Monoclonal Antibody at dilution of 1:200.

Preparation & Storage

Storage	Store at -20°C Valid for 12 months. Avoid freeze / thaw cycles.
Shipping	The product is shipped with ice pack, upon receipt, store it immediately at the temperature recommended.

Background

For Research Use Only

Autophagy protein 5 is a protein that in humans is encoded by the ATG5 gene. It is an E3 ubiquitin ligase which is necessary for autophagy due to its role in autophagosome elongation. It is activated by ATG7 and forms a complex with ATG12 and ATG16L1. This complex is necessary for LC3-1 conjugation to PE to form LC3-II.