

FN1 Monoclonal Antibody

catalog number: E-AB-22077

Note: Centrifuge before opening to ensure complete recovery of vial contents.

Description

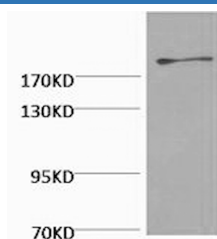
Reactivity	Human;Mouse;Rat
Immunogen	Synthetic Peptide
Host	Mouse
Isotype	IgG
Clone	9A5
Purification	Protein A purification
Buffer	Phosphate buffered solution, pH 7.4, containing 0.05% stabilizer, 0.5% protein protectant and 50% glycerol.

Applications

Recommended Dilution

WB	1:500-1:2000
IHC	1:50-1:300
IF	1:100-1:300

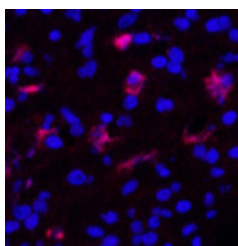
Data



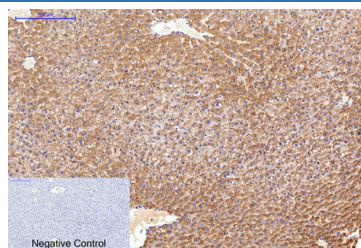
Western Blot analysis of Hela cells using FN1 Monoclonal Antibody at dilution of 1:2000.

Observed-MW:285 kDa

Calculated-MW:263 kDa



Immunofluorescence analysis of Human appendix tissue using FN1 Monoclonal Antibody at dilution of 1:200.



Immunohistochemistry of paraffin-embedded Rat liver tissue using FN1 Monoclonal Antibody at dilution of 1:200.

Preparation & Storage

Storage	Store at -20°C Valid for 12 months. Avoid freeze / thaw cycles.
Shipping	The product is shipped with ice pack, upon receipt, store it immediately at the temperature recommended.

Background

For Research Use Only

This gene encodes fibronectin, a glycoprotein present in a soluble dimeric form in plasma, and in a dimeric or multimeric form at the cell surface and in extracellular matrix. Fibronectin is involved in cell adhesion and migration processes including embryogenesis, wound healing, blood coagulation, host defense, and metastasis. The gene has three regions subject to alternative splicing, with the potential to produce 20 different transcript variants. However, the full-length nature of some variants has not been determined.

For Research Use Only

Toll-free: 1-888-852-8623
Web: www.elabscience.com

Tel: 1-832-243-6086
Email: techsupport@elabscience.com

Fax: 1-832-243-6017

Rev. V1.8