

IL17C Polyclonal Antibody

catalog number: E-AB-13324

Note: Centrifuge before opening to ensure complete recovery of vial contents.

Description


Reactivity	Human
Immunogen	Synthetic peptide of human IL17C
Host	Rabbit
Isotype	IgG
Purification	Affinity purification
Conjugation	Unconjugated
Buffer	Phosphate buffered solution, pH 7.4, containing 0.05% stabilizer and 50% glycerol.

Applications

Recommended Dilution

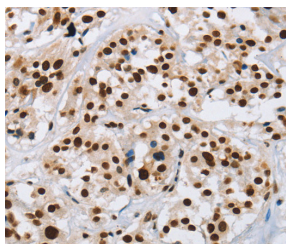
WB	1:500-1:2000
IHC	1:50-1:200

Data

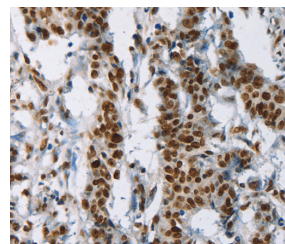


Western Blot analysis of A549 and K562 cell, Raji cell and Human fetal intestine tissue using IL17C Polyclonal Antibody at dilution of 1:250

Calculated-MW:22 kDa



Immunohistochemistry of paraffin-embedded Human thyroid cancer using IL17C Polyclonal Antibody at dilution of 1:50



Immunohistochemistry of paraffin-embedded Human gastric cancer using IL17C Polyclonal Antibody at dilution of 1:50

Preparation & Storage

Storage	Store at -20°C Valid for 12 months. Avoid freeze / thaw cycles.
Shipping	The product is shipped with ice pack, upon receipt, store it immediately at the temperature recommended.

Background

The protein encoded by this gene is a T cell-derived cytokine that shares the sequence similarity with IL17. This cytokine was reported to stimulate the release of tumor necrosis factor alpha and interleukin 1 beta from a monocytic cell line. The expression of this cytokine was found to be restricted to activated T cells.

For Research Use Only