

NRN1 Polyclonal Antibody

catalog number: E-AB-14240

Note: Centrifuge before opening to ensure complete recovery of vial contents.

Description

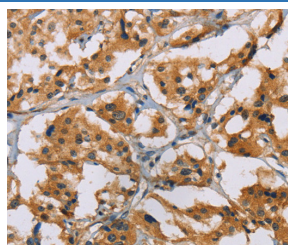
Reactivity	Human;Mouse;Rat
Immunogen	Recombinant protein of human NRN1
Host	Rabbit
Isotype	IgG
Purification	Affinity purification
Conjugation	Unconjugated
buffer	Phosphate buffered solution, pH 7.4, containing 0.05% stabilizer and 50% glycerol.

Applications

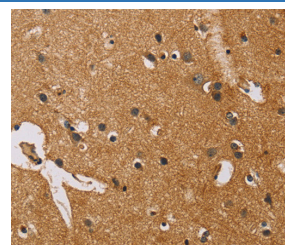
Recommended Dilution

IHC	1:50-1:200
------------	------------

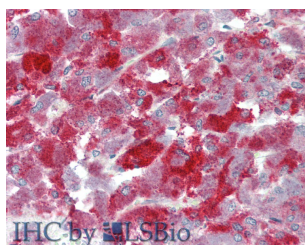
Data



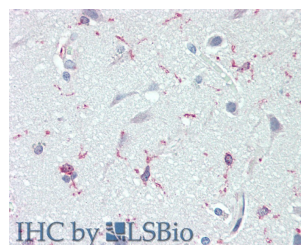
Immunohistochemistry of paraffin-embedded Human thyroid cancer tissue using NRN1 Polyclonal Antibody at dilution of 1:50



Immunohistochemistry of paraffin-embedded Human brain using NRN1 Polyclonal Antibody at dilution of 1:50



Immunohistochemistry of paraffin-embedded Human Adrenal using NRN1 Polyclonal Antibody at dilution of 1:70(Elabscience Product Detected by Lifespan).



Immunohistochemistry of paraffin-embedded Human brain cortex using NRN1 Polyclonal Antibody at dilution of 1:70(Elabscience Product Detected by Lifespan).

Preparation & Storage

Storage	Store at -20°C Valid for 12 months. Avoid freeze / thaw cycles.
Shipping	The product is shipped with ice pack, upon receipt, store it immediately at the temperature recommended.

Background

This gene encodes a member of the neuritin family, and is expressed in postmitotic-differentiating neurons of the developmental nervous system and neuronal structures associated with plasticity in the adult. The expression of this gene can be induced by neural activity and neurotrophins. The encoded protein contains a consensus cleavage signal found in glycosylphosphatidylinositol (GPI)-anchored proteins. The encoded protein promotes neurite outgrowth and arborization, suggesting its role in promoting neuritogenesis. Overexpression of the encoded protein may be associated with astrocytoma progression. Alternative splicing results in multiple transcript variants.

For Research Use Only