

HSF27 Polyclonal Antibody

catalog number: E-AB-11065

Note: Centrifuge before opening to ensure complete recovery of vial contents.

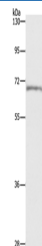
Description

Reactivity	Human;Mouse;Rat
Immunogen	Recombinant protein of human CDK5RAP3
Host	Rabbit
Isotype	IgG
Purification	Affinity purification
Buffer	Phosphate buffered solution, pH 7.4, containing 0.05% stabilizer and 50% glycerol.

Applications

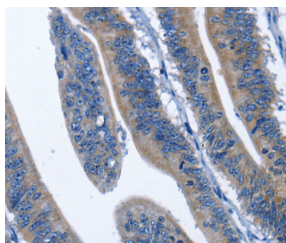
Applications	Recommended Dilution
WB	1:200-1:1000
IHC	1:50-1:200

Data

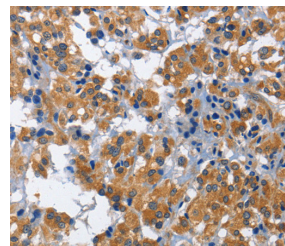


Western Blot analysis of Human normal liver tissue using HSF27 Polyclonal Antibody at dilution of 1:655

Calculated-MW:57 kDa



Immunohistochemistry of paraffin-embedded Human colon cancer using HSF27 Polyclonal Antibody at dilution of 1:60



Immunohistochemistry of paraffin-embedded Human thyroid cancer using HSF27 Polyclonal Antibody at dilution of 1:60

Preparation & Storage

Storage	Store at -20°C Valid for 12 months. Avoid freeze / thaw cycles.
Shipping	The product is shipped with ice pack, upon receipt, store it immediately at the temperature recommended.

Background

This gene encodes a protein that has been reported to function in signaling pathways governing transcriptional regulation and cell cycle progression. It may play a role in tumorigenesis and metastasis. A pseudogene of this gene is located on the long arm of chromosome 20. Alternative splicing results in multiple transcript variants that encode different isoforms.

For Research Use Only