

## DNMT3L Polyclonal Antibody

**catalog number: E-AB-67432**

**Note:** Centrifuge before opening to ensure complete recovery of vial contents.

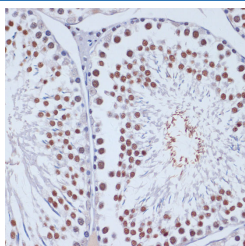
### Description

|                     |  |
|---------------------|--|
| <b>Reactivity</b>   | Human;Mouse;Rat  |
| <b>Immunogen</b>    | Recombinant fusion protein of human DNMT3L   |
| <b>Host</b>         | Rabbit   |
| <b>Isotype</b>      | IgG  |
| <b>Purification</b> | Affinity purification  |
| <b>Buffer</b>       | Phosphate buffered solution, pH 7.4, containing 0.05% stabilizer and 50% glycerol. |

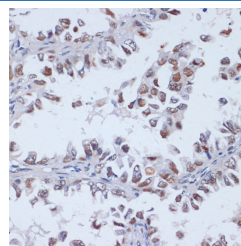
### Applications

| Applications | Recommended Dilution |
|--------------|----------------------|
| <b>WB</b>    | 1:500-1:2000         |
| <b>IHC</b>   | 1:50-1:200           |

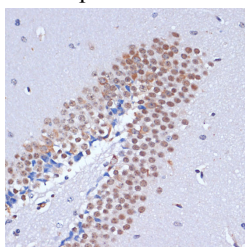
### Data



Immunohistochemistry of paraffin-embedded rat testis using DNMT3L Polyclonal Antibody at dilution of 1:100 (40x lens). Perform microwave antigen retrieval with 10 mM PBS buffer pH 7.2 before commencing with IHC staining protocol.



Immunohistochemistry of paraffin-embedded human lung cancer using DNMT3L Polyclonal Antibody at dilution of 1:100 (40x lens). Perform microwave antigen retrieval with 10 mM PBS buffer pH 7.2 before commencing with IHC staining protocol.



Immunohistochemistry of paraffin-embedded mouse brain using DNMT3L Polyclonal antibody at dilution of 1:100 (40x lens). Perform microwave antigen retrieval with 10 mM PBS buffer pH 7.2 before commencing with IHC staining protocol.

### Preparation & Storage

|                 |  |
|-----------------|--|
| <b>Storage</b>  | Store at -20°C Valid for 12 months. Avoid freeze / thaw cycles.  |
| <b>Shipping</b> | The product is shipped with ice pack, upon receipt, store it immediately at the temperature recommended. |

### Background

### For Research Use Only

CpG methylation is an epigenetic modification that is important for embryonic development, imprinting, and X-chromosome inactivation. Studies in mice have demonstrated that DNA methylation is required for mammalian development. This gene encodes a nuclear protein with similarity to DNA methyltransferases, but is not thought to function as a DNA methyltransferase as it does not contain the amino acid residues necessary for methyltransferase activity. However, it does stimulate de novo methylation by DNA cytosine methyltransferase 3 alpha and is thought to be required for the establishment of maternal genomic imprints. This protein also mediates transcriptional repression through interaction with histone deacetylase 1. Alternatively spliced transcript variants encoding different isoforms have been found for this gene.

## For Research Use Only

Toll-free: 1-888-852-8623  
Web: [www.elabscience.com](http://www.elabscience.com)

Tel: 1-832-243-6086  
Email: [techsupport@elabscience.com](mailto:techsupport@elabscience.com)

Fax: 1-832-243-6017

Rev. V1.6