

POLD3 Polyclonal Antibody

catalog number: E-AB-61602

Note: Centrifuge before opening to ensure complete recovery of vial contents.

Description

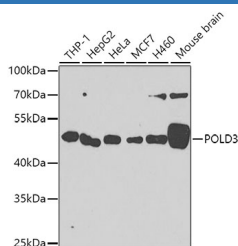
Reactivity	Human;Mouse
Immunogen	Recombinant fusion protein of human POLD3 (NP_006582.1).
Host	Rabbit
Isotype	IgG
Purification	Affinity purification
Conjugation	Unconjugated
Buffer	Phosphate buffered solution, pH 7.4, containing 0.05% stabilizer and 50% glycerol.

Applications

Recommended Dilution

WB	1:500-1:2000
IHC	1:50-1:200
IF	1:50-1:100

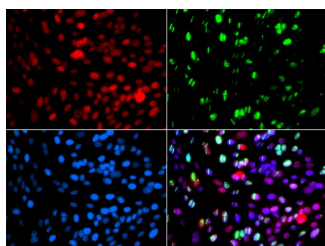
Data



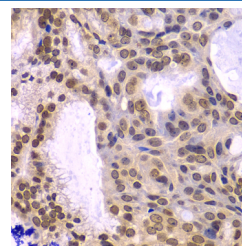
Western blot analysis of extracts of various cell lines using POLD3 Polyclonal Antibody at dilution of 1:1000.

Observed-MW:51 kDa

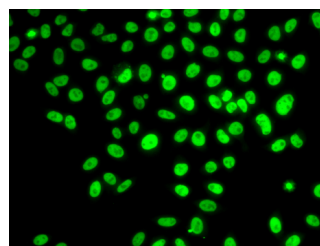
Calculated-MW:39 kDa/46 kDa/51 kDa



Immunofluorescence analysis of GFP-RNF168 transgenic U2OS cells using POLD3 Polyclonal Antibody



Immunohistochemistry of paraffin-embedded Human oophoroma using POLD3 Polyclonal Antibody at dilution of 1:100 (40x lens).



Immunofluorescence analysis of U2OS cells using POLD3 Polyclonal Antibody

Preparation & Storage

Storage	Store at -20°C Valid for 12 months. Avoid freeze / thaw cycles.
Shipping	The product is shipped with ice pack, upon receipt, store it immediately at the temperature recommended.

Background

For Research Use Only

This gene encodes the 66-kDa subunit of DNA polymerase delta. DNA polymerase delta possesses both polymerase and 3' to 5' exonuclease activity and plays a critical role in DNA replication and repair. The encoded protein plays a role in regulating the activity of DNA polymerase delta through interactions with other subunits and the processivity cofactor proliferating cell nuclear antigen (PCNA). Alternatively spliced transcript variants have been observed for this gene.