

ATP5I Polyclonal Antibody

catalog number: E-AB-18027

Note: Centrifuge before opening to ensure complete recovery of vial contents.

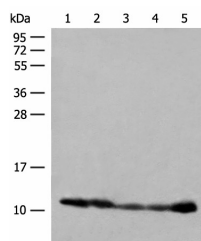
Description

Reactivity	Human;Mouse;Rat
Immunogen	Synthetic peptide of human ATP5I
Host	Rabbit
Isotype	IgG
Purification	Antigen affinity purification
Buffer	Phosphate buffered solution, pH 7.4, containing 0.05% stabilizer and 50% glycerol.

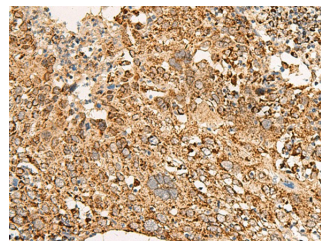
Applications

Applications	Recommended Dilution
WB	1:500-1:2000
IHC	1:50-1:300

Data

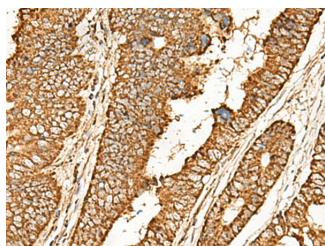


Western blot analysis of 293T cell PC-3 cell Human liver tissue lysates using ATP5I Polyclonal Antibody at dilution of 1:400



Immunohistochemistry of paraffin-embedded Human cervical cancer tissue using ATP5I Polyclonal Antibody at dilution of 1:65(×200)

Observed-MW:Refer to figures
Calculated-MW:8 kDa



Immunohistochemistry of paraffin-embedded Human colorectal cancer tissue using ATP5I Polyclonal Antibody at dilution of 1:65(×200)

Preparation & Storage

Storage	Store at -20°C Valid for 12 months. Avoid freeze / thaw cycles.
Shipping	The product is shipped with ice pack,upon receipt,store it immediately at the temperature recommended.

Background

For Research Use Only

Mitochondrial ATP synthase catalyzes ATP synthesis, utilizing an electrochemical gradient of protons across the inner membrane during oxidative phosphorylation. It is composed of two linked multi-subunit complexes: the soluble catalytic core, F1, and the membrane-spanning component, Fo, which comprises the proton channel. The F1 complex consists of 5 different subunits (alpha, beta, gamma, delta, and epsilon) assembled in a ratio of 3 alpha, 3 beta, and a single representative of the other 3. The Fo seems to have nine subunits (a, b, c, d, e, f, g, F6 and 8). This gene encodes the e subunit of the Fo complex. Alternative splicing results in multiple transcript variants. ATP5I (ATP Synthase, H⁺ Transporting, Mitochondrial Fo Complex Subunit E) is a Protein Coding gene. Among its related pathways are Respiratory electron transport, ATP synthesis by chemiosmotic coupling, and heat production by uncoupling proteins. and purine nucleotides de novo biosynthesis. GO annotations related to this gene include ATPase activity and hydrogen ion transmembrane transporter activity.

For Research Use Only

Toll-free: 1-888-852-8623
Web: www.elabscience.com

Tel: 1-832-243-6086
Email: techsupport@elabscience.com

Fax: 1-832-243-6017

Rev. V1.7