

AQR Polyclonal Antibody

catalog number: E-AB-63833

Note: Centrifuge before opening to ensure complete recovery of vial contents.

Description

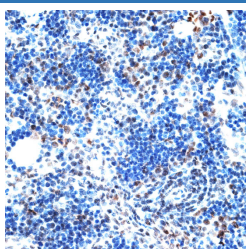
Reactivity	Human;Mouse;Rat
Immunogen	Recombinant fusion protein of human AQR (NP_055506.1).
Host	Rabbit
Isotype	IgG
Purification	Affinity purification
Buffer	Phosphate buffered solution, pH 7.4, containing 0.05% stabilizer and 50% glycerol.

Applications

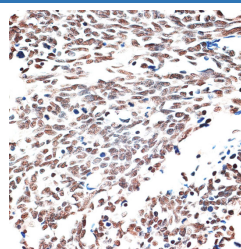
Applications	Recommended Dilution
--------------	----------------------

IHC	1:50-1:100
-----	------------

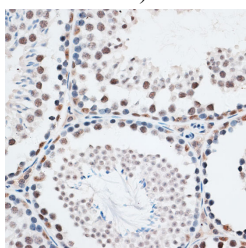
Data



Immunohistochemistry of paraffin-embedded Rat spleen using AQR Polyclonal Antibody at dilution of 1:100 (40x lens).



Immunohistochemistry of paraffin-embedded Human lung cancer using AQR Polyclonal Antibody at dilution of 1:100 (40x lens).



Immunohistochemistry of paraffin-embedded Mouse testis using AQR Polyclonal Antibody at dilution of 1:100 (40x lens).

Preparation & Storage

Storage	Store at -20°C Valid for 12 months. Avoid freeze / thaw cycles.
Shipping	The product is shipped with ice pack, upon receipt, store it immediately at the temperature recommended.

Background

AQR (Aquarius Intron-Binding Spliceosomal Factor) is a Protein Coding gene. Diseases associated with AQR include Acrofacial Dysostosis 1, Nager Type and Spinocerebellar Ataxia, Autosomal Recessive, With Axonal Neuropathy 2. Among its related pathways are Transcription-Coupled Nucleotide Excision Repair (TC-NER) and Gene Expression. An important paralog of this gene is HELZ2.

For Research Use Only