

EDA2R Polyclonal Antibody

catalog number: E-AB-14973

Note: Centrifuge before opening to ensure complete recovery of vial contents.

Description


Reactivity	Human
Immunogen	Recombinant protein of human EDA2R
Host	Rabbit
Isotype	IgG
Purification	Affinity purification
Conjugation	Unconjugated
buffer	Phosphate buffered solution, pH 7.4, containing 0.05% stabilizer and 50% glycerol.

Applications

Recommended Dilution

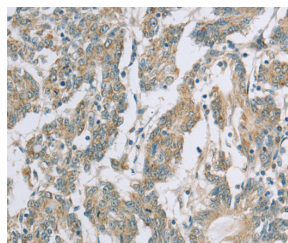
WB	1:200-1:1000
IHC	1:50-1:200

Data

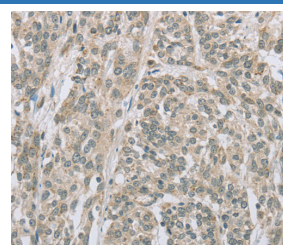


Western Blot analysis of 293T cell using EDA2R Polyclonal Antibody at dilution of 1:250

Calculated-MV:33 kDa



Immunohistochemistry of paraffin-embedded Human colon cancer using EDA2R Polyclonal Antibody at dilution of 1:50



Immunohistochemistry of paraffin-embedded Human esophagus cancer using EDA2R Polyclonal Antibody at dilution of 1:50

Preparation & Storage

Storage	Store at -20°C Valid for 12 months. Avoid freeze / thaw cycles.
Shipping	The product is shipped with ice pack, upon receipt, store it immediately at the temperature recommended.

Background

EDA-A1 and EDA-A2 are two isoforms of ectodysplasin that are encoded by the anhidrotic ectodermal dysplasia (EDA) gene. Mutations in EDA give rise to a clinical syndrome characterized by loss of hair, sweat glands, and teeth. The protein encoded by this gene specifically binds to EDA-A2 isoform. This protein is a type III transmembrane protein of the TNFR (tumor necrosis factor receptor) superfamily, and contains 3 cysteine-rich repeats and a single transmembrane domain but lacks an N-terminal signal peptide. Alternatively spliced transcript variants have been found for this gene.

For Research Use Only