

# PCBP2 Polyclonal Antibody

Catalog Number: E-AB-60713



**Note:** Centrifuge before opening to ensure complete recovery of vial contents.

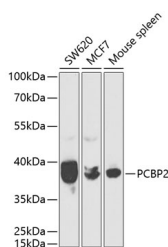
## Description

<b>Reactivity</b>	Human, Mouse, Rat
<b>Immunogen</b>	Recombinant fusion protein of human PCBP2 (NP_001122383.1).
<b>Host</b>	Rabbit
<b>Isotype</b>	IgG
<b>Purification</b>	Affinity purification
<b>Conjugation</b>	Unconjugated
<b>Formulation</b>	PBS with 0.02% sodium azide, 50% glycerol, pH7.3.

## Applications Recommended Dilution

<b>WB</b>	1:500-1:2000
<b>IHC</b>	1:50-1:200
<b>IF</b>	1:50-1:200

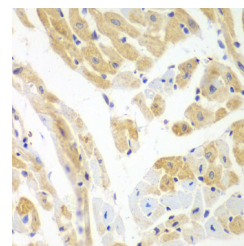
## Data



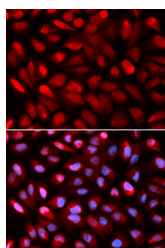
Western blot analysis of extracts of various cell lines using PCBP2 Polyclonal Antibody at dilution of 1:1000.

**Observed Mw:39kDa**

**Calculated Mw:33kDa/34kDa/35kDa/38kDa**



Immunohistochemistry of paraffin-embedded Mouse heart using PCBP2 Polyclonal Antibody at dilution of 1:100 (40x lens).



Immunofluorescence analysis of U2OS cells using PCBP2 Polyclonal Antibody

## Preparation & Storage

**Storage** Store at -20°C. Avoid freeze / thaw cycles.

## Background

The protein encoded by this gene appears to be multifunctional. Along with PCBP-1 and hnRNPk, it is one of the major

## For Research Use Only

A Reliable Research Partner in Life Science and Medicine

Toll-free: 1-888-852-8623

Web: [www.elabscience.com](http://www.elabscience.com)

Tel: 1-832-243-6086

Email: [techsupport@elabscience.com](mailto:techsupport@elabscience.com)

Fax: 1-832-243-6017

# PCBP2 Polyclonal Antibody

Catalog Number: E-AB-60713



cellular poly(rC)-binding proteins. The encoded protein contains three K-homologous (KH) domains which may be involved in RNA binding. Together with PCBP-1, this protein also functions as a translational coactivator of poliovirus RNA via a sequence-specific interaction with stem-loop IV of the IRES, promoting poliovirus RNA replication by binding to its 5'-terminal cloverleaf structure. It has also been implicated in translational control of the 15-lipoxygenase mRNA, human papillomavirus type 16 L2 mRNA, and hepatitis A virus RNA. The encoded protein is also suggested to play a part in formation of a sequence-specific alpha-globin mRNP complex which is associated with alpha-globin mRNA stability. This multiexon structural mRNA is thought to be retrotransposed to generate PCBP-1, an intronless gene with functions similar to that of PCBP2. This gene and PCBP-1 have paralogous genes (PCBP3 and PCBP4) which are thought to have arisen as a result of duplication events of entire genes. This gene also has two processed pseudogenes (PCBP2P1 and PCBP2P2). Multiple transcript variants encoding different isoforms have been found for this gene.

---

## For Research Use Only

A Reliable Research Partner in Life Science and Medicine

Toll-free: 1-888-852-8623

Web: [www.elabscience.com](http://www.elabscience.com)

Tel: 1-832-243-6086

Email: [techsupport@elabscience.com](mailto:techsupport@elabscience.com)

Fax: 1-832-243-6017