

HSD17B1 Polyclonal Antibody

Catalog Number:E-AB-13312



Note: Centrifuge before opening to ensure complete recovery of vial contents.

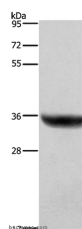
Description

Reactivity	Human
Immunogen	Synthetic peptide of human HSD17B1
Host	Rabbit
Isotype	IgG
Purification	Affinity purification
Conjugation	Unconjugated
Formulation	PBS with 0.05% sodium azide and 50% glycerol, PH7.4

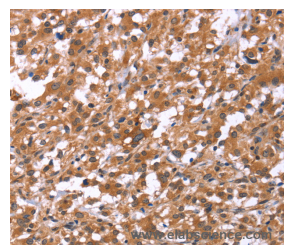
Applications Recommended Dilution

WB	1:500-1:2000
IHC	1:50-1:200

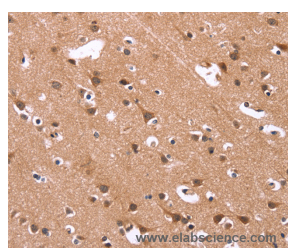
Data



Western Blot analysis of Human placenta tissue using HSD17B1 Polyclonal Antibody at dilution of 1:700
Calculated Mw:35kDa



Immunohistochemistry of paraffin-embedded Human thyroid cancer using HSD17B1 Polyclonal Antibody at dilution of 1:40



Immunohistochemistry of paraffin-embedded Human brain using HSD17B1 Polyclonal Antibody at dilution of 1:40

Preparation & Storage

Storage Store at -20°C. Avoid freeze / thaw cycles.

Background

Hydroxysteroid (17-beta) dehydrogenase 1 catalyzes the final step in the formation of estradiol and testosterone from estrone and androstenedione, respectively. Ovarian granulosa cells and breast tissue both express HSD17B1. Other tissues that express HSD17B1 include testis, placenta, uterus, prostate and adipose tissue. HSD17B1 functions as a homodimer and prefers NADP(H) over NAD(H) for oxidation and reduction. The gene encoding human HSD17B1 maps to

For Research Use Only

A Reliable Research Partner in Life Science and Medicine

Toll-free: 1-888-852-8623

Web: www.elabscience.com

Tel: 1-832-243-6086

Email: techsupport@elabscience.com

Fax: 1-832-243-6017

HSD17B1 Polyclonal Antibody

Catalog Number:E-AB-13312



chromosome 17q12-q21. The importance of HSD17B1 to estradiol production suggests the specific inhibition of HSD17B1 may aid in breast cancer therapy.

For Research Use Only

A Reliable Research Partner in Life Science and Medicine

Toll-free: 1-888-852-8623

Web: www.elabscience.com

Tel: 1-832-243-6086

Email: techsupport@elabscience.com

Fax: 1-832-243-6017