

UBE2Z Polyclonal Antibody

Catalog Number:E-AB-18434



Note: Centrifuge before opening to ensure complete recovery of vial contents.

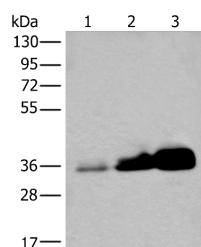
Description

Reactivity	Human, Mouse, Rat
Immunogen	Fusion protein of human UBE2Z
Host	Rabbit
Isotype	IgG
Purification	Antigen affinity purification
Conjugation	Unconjugated
Formulation	PBS with 0.05% NaN ₃ and 40% Glycerol,pH7.4

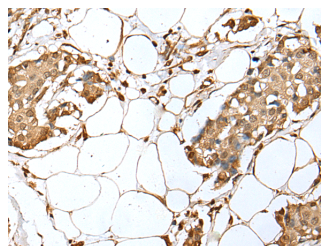
Applications Recommended Dilution

WB	1:500-1:2000
IHC	1:25-1:100
ELISA	1:5000-1:10000

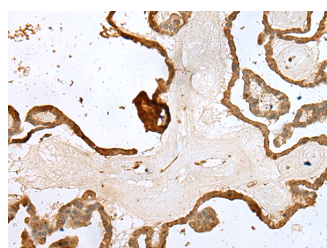
Data



Western blot analysis of Human testis tissue NIH/3T3 and 231 cell lysates using UBE2Z Polyclonal Antibody at dilution of 1:350
Observed MW:Refer to figures
Calculated Mw:38 kDa



Immunohistochemistry of paraffin-embedded Human breast cancer tissue using UBE2Z Polyclonal Antibody at dilution of 1:35(×200)



Immunohistochemistry of paraffin-embedded Human thyroid cancer tissue using UBE2Z Polyclonal Antibody at dilution of 1:35(×200)

Preparation & Storage

Storage Store at -20°C. Avoid freeze / thaw cycles.

Background

For Research Use Only

A Reliable Research Partner in Life Science and Medicine

Toll-free: 1-888-852-8623

Web: www.elabscience.com

Tel: 1-832-243-6086

Email: techsupport@elabscience.com

Fax: 1-832-243-6017

UBE2Z Polyclonal Antibody

Catalog Number: E-AB-18434



This gene encodes an enzyme which ubiquitinates proteins which participate in signaling pathways and apoptosis.

For Research Use Only

A Reliable Research Partner in Life Science and Medicine

Toll-free: 1-888-852-8623

Tel: 1-832-243-6086

Fax: 1-832-243-6017

Web: www.elabscience.com

Email: techsupport@elabscience.com