

ERK 2 Polyclonal Antibody

Catalog Number: E-AB-70241

Note: Centrifuge before opening to ensure complete recovery of vial contents.

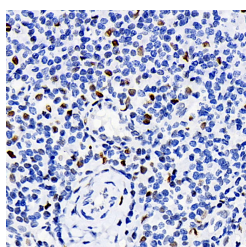
Description

Reactivity	Human, Mouse, Rat
Immunogen	Recombinant protein corresponding to Mouse ERK2
Host	Rabbit
Isotype	IgG
Purification	Affinity purification
Conjugation	Unconjugated
Formulation	PBS with 0.02% sodium azide, 1% protective protein and 50% glycerol, pH7.4

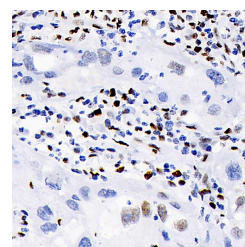
Applications Recommended Dilution

IHC	1:100
------------	-------

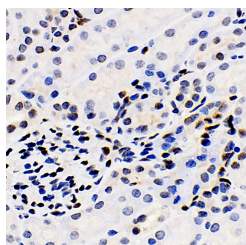
Data



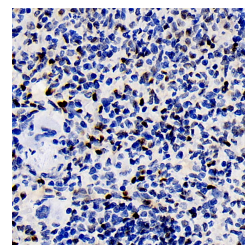
Immunohistochemistry analysis of paraffin-embedded human tonsil using ERK 2 Polyclonal Antibody at dilution of 1:100.



Immunohistochemistry analysis of paraffin-embedded human lymphoma using ERK 2 Polyclonal Antibody at dilution of 1:100.



Immunohistochemistry analysis of paraffin-embedded mouse kidney using ERK 2 Polyclonal Antibody at dilution of 1:100.



Immunohistochemistry analysis of paraffin-embedded rat spleen using ERK 2 Polyclonal Antibody at dilution of 1:100.

Preparation & Storage

Storage Store at -20°C. Avoid freeze / thaw cycles.

Background

This gene encodes a member of the MAP kinase family. MAP kinases, also known as extracellular signal-regulated kinases (ERKs), act as an integration point for multiple biochemical signals, and are involved in a wide variety of cellular processes such as proliferation, differentiation, transcription regulation and development. The activation of this kinase requires its phosphorylation by upstream kinases. Upon activation, this kinase translocates to the nucleus of the stimulated cells, where it phosphorylates nuclear targets. One study also suggests that this protein acts as a transcriptional repressor

For Research Use Only

A Reliable Research Partner in Life Science and Medicine

Toll-free: 1-888-852-8623

Web: www.elabscience.com

Tel: 1-832-243-6086

Email: techsupport@elabscience.com

Fax: 1-832-243-6017

ERK 2 Polyclonal Antibody

Catalog Number: E-AB-70241



independent of its kinase activity. The encoded protein has been identified as a moonlighting protein based on its ability to perform mechanistically distinct functions. Two alternatively spliced transcript variants encoding the same protein, but differing in the UTRs, have been reported for this gene.

For Research Use Only

A Reliable Research Partner in Life Science and Medicine

Toll-free: 1-888-852-8623

Tel: 1-832-243-6086

Fax: 1-832-243-6017

Web: www.elabscience.com

Email: techsupport@elabscience.com