

NDRG3 Polyclonal Antibody

Catalog Number: E-AB-12796



Note: Centrifuge before opening to ensure complete recovery of vial contents.


Description

| | |
|---------------------|---|
| Reactivity | Human, Mouse, Rat |
| Immunogen | Synthetic peptide of human NDRG3 |
| Host | Rabbit |
| Isotype | IgG |
| Purification | Affinity purification |
| Conjugation | Unconjugated |
| Formulation | PBS with 0.05% sodium azide and 50% glycerol, PH7.4 |

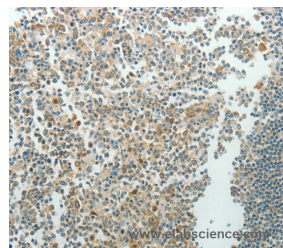
Applications Recommended Dilution

| | |
|------------|---------------|
| WB | 1:1000-1:5000 |
| IHC | 1:100-1:300 |

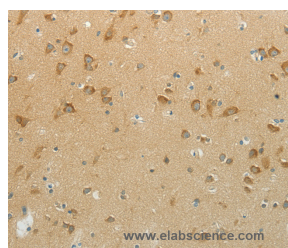
Data



Western Blot analysis of Mouse brain tissue using NDRG3 Polyclonal Antibody at dilution of 1:1050
Calculated Mw: 41kDa



Immunohistochemistry of paraffin-embedded Human tonsil using NDRG3 Polyclonal Antibody at dilution of 1:70



Immunohistochemistry of paraffin-embedded Human brain using NDRG3 Polyclonal Antibody at dilution of 1:70

Preparation & Storage

Storage Store at -20°C. Avoid freeze / thaw cycles.

Background

NDRG3 belongs to the N-myc down-regulated gene (NDRG) family that contains 4 paralogs: NDRG1, -2, -3 and -4. The function of NDRG3 and its relationship to cancer has not been studied. NDRG3 expression is enriched in testis and prostate using gene expression data derived from massively parallel signature sequencing from 33 different human organs. NDRG3 is also expressed in both epithelial prostate cancer cells and prostatic stromal cells at both mRNA and proteins

For Research Use Only

A Reliable Research Partner in Life Science and Medicine

Toll-free: 1-888-852-8623

Web: www.elabscience.com

Tel: 1-832-243-6086

Email: techsupport@elabscience.com

Fax: 1-832-243-6017

NDRG3 Polyclonal Antibody

Catalog Number: E-AB-12796



levels.

For Research Use Only

A Reliable Research Partner in Life Science and Medicine

Toll-free: 1-888-852-8623

Tel: 1-832-243-6086

Fax: 1-832-243-6017

Web: www.elabscience.com

Email: techsupport@elabscience.com