

Recombinant ALDH3A1 Monoclonal Antibody

catalog number: **AN301430L**

Note: Centrifuge before opening to ensure complete recovery of vial contents.

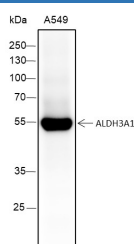
Description

Reactivity	Human;
Immunogen	Recombinant human ALDH3A1 fragment
Host	Rabbit
Isotype	IgG, κ
Clone	A125
Purification	Protein A purified
Buffer	PBS, 50% glycerol, 0.05% Proclin 300, 0.05% protein protectant.

Applications

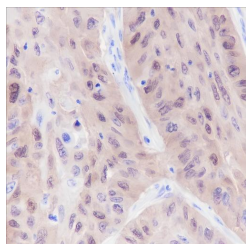
Applications	Recommended Dilution
WB	1:500-1:1000
IHC	1:200-1:1000

Data

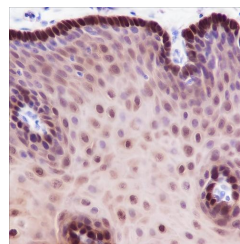


Western Blot with ALDH3A1 Monoclonal Antibody at dilution of 1:1000. Lane 1: A549

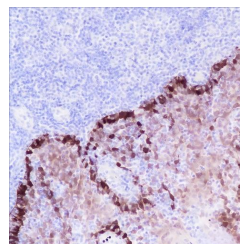
Observed-MW:50 kDa
Calculated-MW:50 kDa



Immunohistochemistry of paraffin-embedded Human lung squamous carcinoma using ALDH3A1 Monoclonal Antibody at dilution of 1:1000.



Immunohistochemistry of paraffin-embedded Human esophagus using ALDH3A1 Monoclonal Antibody at dilution of 1:1000.



Immunohistochemistry of paraffin-embedded Human tonsil using ALDH3A1 Monoclonal Antibody at dilution of 1:1000.

Preparation & Storage

Storage	Store at -20°C Valid for 12 months. Avoid freeze / thaw cycles.
Shipping	Ice bag

Background

ALDHs play a major role in the detoxification of alcohol-derived acetaldehyde. They are involved in the metabolism of corticosteroids, biogenic amines, neurotransmitters, and lipid peroxidation.

For Research Use Only