

ABHD14B Polyclonal Antibody

catalog number: E-AB-52328

Note: Centrifuge before opening to ensure complete recovery of vial contents.

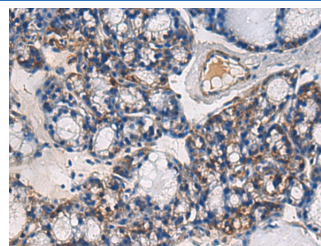
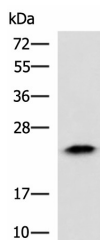
Description

Reactivity	Human;Mouse;Rat
Immunogen	Fusion protein of human ABHD14B
Host	Rabbit
Isotype	IgG
Purification	Antigen affinity purification
Buffer	Phosphate buffered solution, pH 7.4, containing 0.05% stabilizer and 50% glycerol.

Applications

Applications	Recommended Dilution
WB	1:500-1:2000
IHC	1:50-1:200

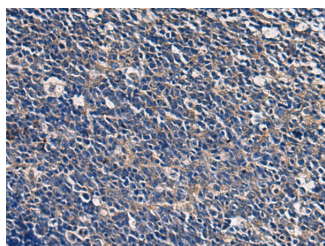
Data



Western blot analysis of Human fetal liver tissue lysate using ABHD14B Polyclonal Antibody at dilution of 1:900
Immunohistochemistry of paraffin-embedded Human thyroid cancer tissue using ABHD14B Polyclonal Antibody at dilution of 1:60 (x200)

Observed-MV: Refer to figures

Calculated-MV: 22 kDa



Immunohistochemistry of paraffin-embedded Human tonsil tissue using ABHD14B Polyclonal Antibody at dilution of 1:60 (x200)

Preparation & Storage

Storage	Store at -20°C Valid for 12 months. Avoid freeze / thaw cycles.
Shipping	The product is shipped with ice pack, upon receipt, store it immediately at the temperature recommended.

Background

Has hydrolase activity towards p-nitrophenyl butyrate (in vitro). May activate transcription.

For Research Use Only