

Nestin Polyclonal Antibody

catalog number: E-AB-63599

Note: Centrifuge before opening to ensure complete recovery of vial contents.

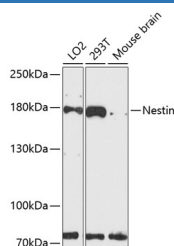
Description

Reactivity	Human;Mouse;Rat
Immunogen	Recombinant fusion protein of human Nestin (NP_006608.1).
Host	Rabbit
Isotype	IgG
Purification	Affinity purification
Buffer	Phosphate buffered solution, pH 7.4, containing 0.05% stabilizer and 50% glycerol.

Applications

Applications	Recommended Dilution
WB	1:500-1:1000
IHC	1:50-1:100
IF	1:50-1:100

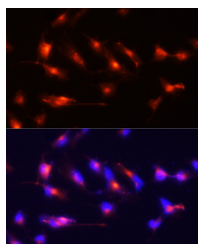
Data



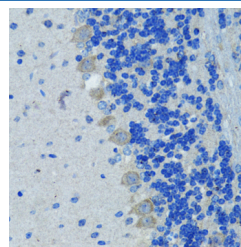
Western blot analysis of extracts of various cell lines using Nestin Polyclonal Antibody at dilution of 1:3000.

Observed-MW: 180 kDa

Calculated-MW: 177 kDa



Immunofluorescence analysis of U-251MG cells using Nestin Polyclonal Antibody at dilution of 1:100 (20x lens). Blue: DAPI for nuclear staining.



Immunohistochemistry of paraffin-embedded Mouse brain using Nestin Polyclonal Antibody at dilution of 1:100 (40x lens).

Preparation & Storage

Storage	Store at -20°C Valid for 12 months. Avoid freeze / thaw cycles.
Shipping	The product is shipped with ice pack, upon receipt, store it immediately at the temperature recommended.

Background

This gene encodes a member of the intermediate filament protein family and is expressed primarily in nerve cells.

For Research Use Only