

BNIP1 Polyclonal Antibody

catalog number: E-AB-10097

Note: Centrifuge before opening to ensure complete recovery of vial contents.


Description

Reactivity	Human;Mouse;Rat
Immunogen	Recombinant protein of human BNIP1
Host	Rabbit
Isotype	IgG
Purification	Affinity purification
Buffer	Phosphate buffered solution, pH 7.4, containing 0.05% stabilizer and 50% glycerol.

Applications

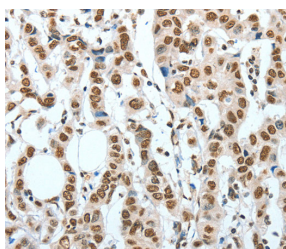
Applications	Recommended Dilution
WB	1:200-1:1000
IHC	1:50-1:200

Data

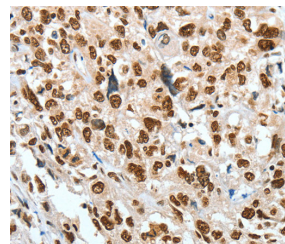


Western Blot analysis of A431 and A172 cell, Human liver cancer tissue using BNIP1 Polyclonal Antibody at dilution of 1:550

Calculated-MW:26 kDa



Immunohistochemistry of paraffin-embedded Human breast cancer using BNIP1 Polyclonal Antibody at dilution of 1:60



Immunohistochemistry of paraffin-embedded Human esophagus cancer using BNIP1 Polyclonal Antibody at dilution of 1:60

Preparation & Storage

Storage	Store at -20°C Valid for 12 months. Avoid freeze / thaw cycles.
Shipping	The product is shipped with ice pack, upon receipt, store it immediately at the temperature recommended.

Background

This gene is a member of the BCL2/adenovirus E1B 19 kd-interacting protein (BNIP) family. It interacts with the E1B 19 kDa protein, which protects cells from virally-induced cell death. The encoded protein also interacts with E1B 19 kDa-like sequences of BCL2, another apoptotic protector. In addition, this protein is involved in vesicle transport into the endoplasmic reticulum. Alternative splicing of this gene results in four protein products with identical N- and C-termini.

For Research Use Only