

PRDX3 Polyclonal Antibody

catalog number: E-AB-12628

Note: Centrifuge before opening to ensure complete recovery of vial contents.

Description

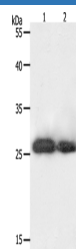
Reactivity	Human
Immunogen	Synthetic peptide of human PRDX3
Host	Rabbit
Isotype	IgG
Purification	Affinity purification
Conjugation	Unconjugated
Buffer	Phosphate buffered solution, pH 7.4, containing 0.05% stabilizer and 50% glycerol.

Applications

Recommended Dilution

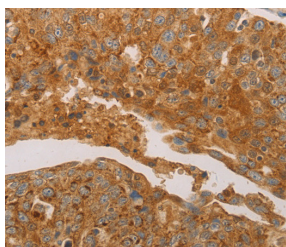
WB	1:1000-1:5000
IHC	1:50-1:200

Data

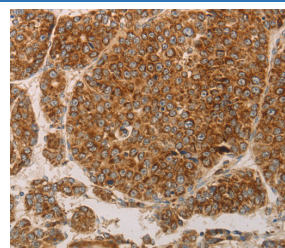


Western Blot analysis of Hela and 293T cell using PRDX3 Polyclonal Antibody at dilution of 1:800

Calculated-MV:28 kDa



Immunohistochemistry of paraffin-embedded Human ovarian cancer using PRDX3 Polyclonal Antibody at dilution of 1:50



Immunohistochemistry of paraffin-embedded Human liver cancer using PRDX3 Polyclonal Antibody at dilution of 1:50

Preparation & Storage

Storage	Store at -20°C Valid for 12 months. Avoid freeze / thaw cycles.
Shipping	The product is shipped with ice pack, upon receipt, store it immediately at the temperature recommended.

Background

For Research Use Only

This gene encodes a protein with antioxidant function and is localized in the mitochondrion. This gene shows significant nucleotide sequence similarity to the gene coding for the C22 subunit of *Salmonella typhimurium* alkylhydroperoxide reductase. Expression of this gene product in *E. coli* deficient in the C22-subunit gene rescued resistance of the bacteria to alkylhydroperoxide. The human and mouse genes are highly conserved, and they map to the regions syntenic between mouse and human chromosomes. Sequence comparisons with recently cloned mammalian homologues suggest that these genes consist of a family that is responsible for regulation of cellular proliferation, differentiation, and antioxidant functions. Two transcript variants encoding two different isoforms have been found for this gene.