

## DNAJB4 Polyclonal Antibody

**catalog number: E-AB-11163**

**Note:** Centrifuge before opening to ensure complete recovery of vial contents.


### Description

<b>Reactivity</b>	Human;Mouse
<b>Immunogen</b>	Recombinant protein of human DNAJB4
<b>Host</b>	Rabbit
<b>Isotype</b>	IgG
<b>Purification</b>	Affinity purification
<b>Buffer</b>	Phosphate buffered solution, pH 7.4, containing 0.05% stabilizer and 50% glycerol.

### Applications

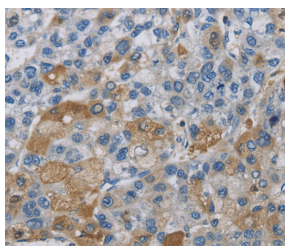
Applications	Recommended Dilution
<b>WB</b>	1:500-1:2000
<b>IHC</b>	1:25-1:100

### Data

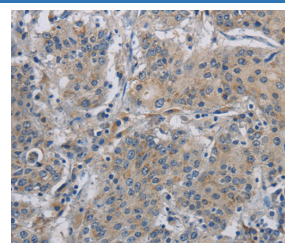


Western Blot analysis of Human fetal liver, Mouse skeletal muscle and heart tissue, Hela and Jurkat cell using DNAJB4 Polyclonal Antibody at dilution of 1:200

**Calculated-MV:38 kDa**



Immunohistochemistry of paraffin-embedded Human liver cancer using DNAJB4 Polyclonal Antibody at dilution of 1:50



Immunohistochemistry of paraffin-embedded Human gastric cancer using DNAJB4 Polyclonal Antibody at dilution of 1:50

### Preparation & Storage

<b>Storage</b>	Store at -20°C Valid for 12 months. Avoid freeze / thaw cycles.
<b>Shipping</b>	The product is shipped with ice pack, upon receipt, store it immediately at the temperature recommended.

### Background

DNAJB4 belongs to the evolutionarily conserved DNAJ/HSP40 protein family. For background information on the DNAJ family, see MIM 608375.

### For Research Use Only