

## ATF7 Polyclonal Antibody

catalog number: E-AB-18526

**Note:** Centrifuge before opening to ensure complete recovery of vial contents.

### Description

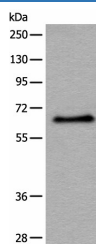
<b>Reactivity</b>	Human
<b>Immunogen</b>	Full length fusion protein
<b>Host</b>	Rabbit
<b>Isotype</b>	IgG
<b>Purification</b>	Antigen affinity purification
<b>Conjugation</b>	Unconjugated
<b>Buffer</b>	Phosphate buffered solution, pH 7.4, containing 0.05% stabilizer and 50% glycerol.

### Applications

### Recommended Dilution

<b>WB</b>	1:500-1:2000
<b>IHC</b>	1:30-1:150

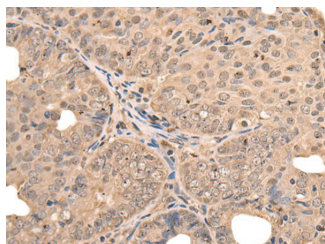
### Data



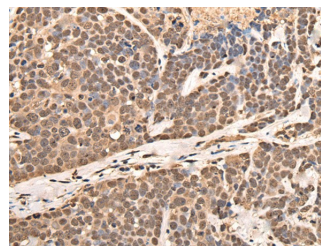
Western blot analysis of Hela cell lysate using ATF7 Polyclonal Antibody at dilution of 1:500

**Observed-MW:Refer to figures**

**Calculated-MW:53 kDa**



Immunohistochemistry of paraffin-embedded Human ovarian cancer tissue using ATF7 Polyclonal Antibody at dilution of 1:40(×200)



Immunohistochemistry of paraffin-embedded Human thyroid cancer tissue using ATF7 Polyclonal Antibody at dilution of 1:40(×200)

### Preparation & Storage

<b>Storage</b>	Store at -20°C Valid for 12 months. Avoid freeze / thaw cycles.
<b>Shipping</b>	The product is shipped with ice pack, upon receipt, store it immediately at the temperature recommended.

### Background

## For Research Use Only

ATF7 (Activating Transcription Factor 7) is a Protein Coding gene. Diseases associated with ATF7 include Penicilliosis and Familial Atrial Fibrillation. Among its related pathways are ERK Signaling and TCR Signaling (Qiagen). Gene Ontology (GO) annotations related to this gene include nucleic acid binding and sequence-specific DNA binding. An important paralog of this gene is ENSG00000267281.