

TCF25 Polyclonal Antibody

catalog number: E-AB-52659

Note: Centrifuge before opening to ensure complete recovery of vial contents.

Description

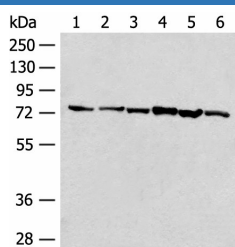
Reactivity	Human;Mouse
Immunogen	Fusion protein of human TCF25
Host	Rabbit
Isotype	IgG
Purification	Antigen affinity purification
Conjugation	Unconjugated
Buffer	Phosphate buffered solution, pH 7.4, containing 0.05% stabilizer and 50% glycerol.

Applications

Recommended Dilution

WB	1:500-1:2000
IHC	1:40-1:200

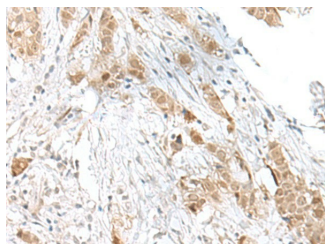
Data



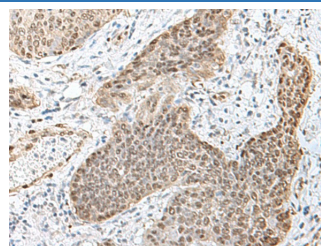
Western blot analysis of 293T cell K562 cell lysates using TCF25 Polyclonal Antibody at dilution of 1:250

Observed-MW:Refer to figures

Calculated-MW:77 kDa



Immunohistochemistry of paraffin-embedded Human breast cancer tissue using TCF25 Polyclonal Antibody at dilution of 1:40(×200)



Immunohistochemistry of paraffin-embedded Human esophagus cancer tissue using TCF25 Polyclonal Antibody at dilution of 1:40(×200)

Preparation & Storage

Storage	Store at -20°C Valid for 12 months. Avoid freeze / thaw cycles.
Shipping	The product is shipped with ice pack, upon receipt, store it immediately at the temperature recommended.

Background

May play a role in cell death control. Acts as a transcriptional repressor. Has been shown to repress transcription of SRF in vitro and so may play a role in heart development.

For Research Use Only