

NHP2 Polyclonal Antibody

catalog number: E-AB-18904

Note: Centrifuge before opening to ensure complete recovery of vial contents.

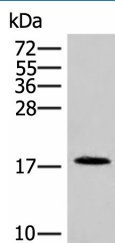
Description

| | |
|---------------------|--|
| Reactivity | Human;Mouse |
| Immunogen | Fusion protein of human NHP2 |
| Host | Rabbit |
| Isotype | IgG |
| Purification | Antigen affinity purification |
| Buffer | Phosphate buffered solution, pH 7.4, containing 0.05% stabilizer and 50% glycerol. |

Applications

| Applications | Recommended Dilution |
|--------------|----------------------|
| WB | 1:500-1:2000 |
| IHC | 1:50-1:300 |

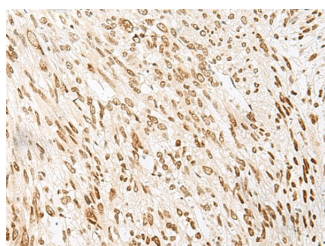
Data



Western blot analysis of Human spleen tissue lysate using NHP2 Polyclonal Antibody at dilution of 1:400

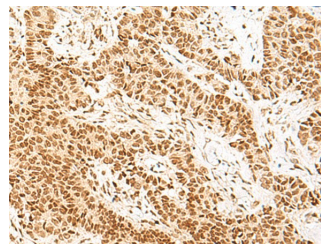
Observed-MW:Refer to figures

Calculated-MW:17 kDa



Immunohistochemistry of paraffin-embedded Human liver cancer tissue using NHP2 Polyclonal Antibody at dilution of

1:55(×200)



Immunohistochemistry of paraffin-embedded Human ovarian cancer tissue using NHP2 Polyclonal Antibody at dilution of 1:55(×200)

Preparation & Storage

| | |
|-----------------|--|
| Storage | Store at -20°C Valid for 12 months. Avoid freeze / thaw cycles. |
| Shipping | The product is shipped with ice pack,upon receipt,store it immediately at the temperature recommended. |

Background

For Research Use Only

This gene is a member of the H/ACA snoRNPs (small nucleolar ribonucleoproteins) gene family. snoRNPs are involved in various aspects of rRNA processing and modification and have been classified into two families: C/D and H/ACA. The H/ACA snoRNPs also include the DKC1, NOLA1 and NOLA3 proteins. These four H/ACA snoRNP proteins localize to the dense fibrillar components of nucleoli and to coiled (Cajal) bodies in the nucleus. Both 18S rRNA production and rRNA pseudouridylation are impaired if any one of the four proteins is depleted. The four H/ACA snoRNP proteins are also components of the telomerase complex. This gene encodes a protein related to *Saccharomyces cerevisiae* Nhp2p. Alternative splicing results in multiple transcript variants.