

## PCK2 Polyclonal Antibody

catalog number: E-AB-15206

**Note:** Centrifuge before opening to ensure complete recovery of vial contents.

### Description

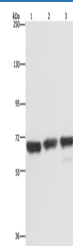
<b>Reactivity</b>	Human;Mouse
<b>Immunogen</b>	Recombinant protein of human PCK2
<b>Host</b>	Rabbit
<b>Isotype</b>	IgG
<b>Purification</b>	Affinity purification
<b>Conjugation</b>	Unconjugated
<b>Buffer</b>	Phosphate buffered solution, pH 7.4, containing 0.05% stabilizer and 50% glycerol.

### Applications

### Recommended Dilution

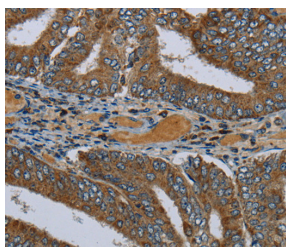
<b>WB</b>	1:500-1:2000
<b>IHC</b>	1:100-1:300

### Data

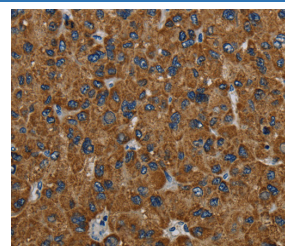


Western Blot analysis of 293T, Jurkat and Hela cell using PCK2 Polyclonal Antibody at dilution of 1:750

**Calculated-MW:71 kDa**



Immunohistochemistry of paraffin-embedded Human colon cancer using PCK2 Polyclonal Antibody at dilution of 1:60



Immunohistochemistry of paraffin-embedded Human liver cancer using PCK2 Polyclonal Antibody at dilution of 1:60

### Preparation & Storage

<b>Storage</b>	Store at -20°C Valid for 12 months. Avoid freeze / thaw cycles.
<b>Shipping</b>	The product is shipped with ice pack, upon receipt, store it immediately at the temperature recommended.

### Background

This gene encodes a mitochondrial enzyme that catalyzes the conversion of oxaloacetate to phosphoenolpyruvate in the presence of guanosine triphosphate (GTP). A cytosolic form of this protein is encoded by a different gene and is the key enzyme of gluconeogenesis in the liver. Alternatively spliced transcript variants have been described.

### For Research Use Only