

SYT17 Polyclonal Antibody

catalog number: E-AB-10623

Note: Centrifuge before opening to ensure complete recovery of vial contents.

Description


Reactivity	Human;Mouse;Rat
Immunogen	Recombinant protein of human SYT17
Host	Rabbit
Isotype	IgG
Purification	Affinity purification
Conjugation	Unconjugated
Buffer	Phosphate buffered solution, pH 7.4, containing 0.05% stabilizer and 50% glycerol.

Applications

Recommended Dilution

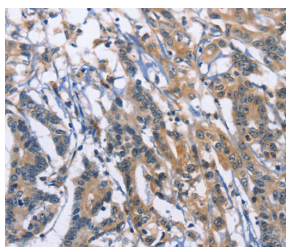
WB	1:200-1:1000
IHC	1:50-1:200

Data

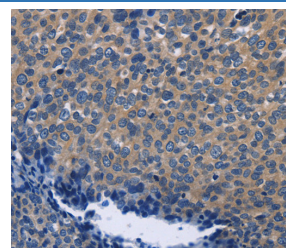


Western Blot analysis of Mouse kidney tissue using SYT17 Polyclonal Antibody at dilution of 1:650

Calculated-MW:54 kDa



Immunohistochemistry of paraffin-embedded Human colon cancer using SYT17 Polyclonal Antibody at dilution of 1:60



Immunohistochemistry of paraffin-embedded Human cervical cancer using SYT17 Polyclonal Antibody at dilution of 1:60

Preparation & Storage

Storage	Store at -20°C Valid for 12 months. Avoid freeze / thaw cycles.
Shipping	The product is shipped with ice pack, upon receipt, store it immediately at the temperature recommended.

Background

Expressed abundantly in brain (frontal and temporal lobes, hippocampus, hypothalamus, amygdala, substantia nigra, and pituitary), kidney, and prostate. Expressed in fetal brain, kidney and lung.

For Research Use Only