

CYB5R1 Polyclonal Antibody

Catalog Number:E-AB-91717

Note: Centrifuge before opening to ensure complete recovery of vial contents.

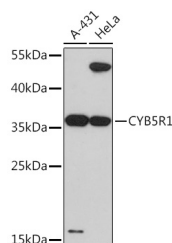
Description

Reactivity	Human,Rat
Immunogen	Recombinant fusion protein of human CYB5R1
Host	Rabbit
Isotype	IgG
Purification	Affinity purification
Conjugation	Unconjugated
Formulation	PBS with 0.01% thiomersal,50% glycerol,pH7.3.

Applications Recommended Dilution

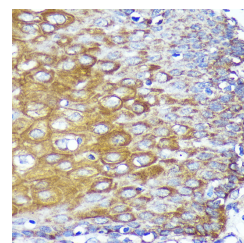
WB	1:500-1:2000
IHC	1:50-1:200

Data

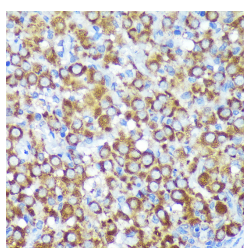


Western blot analysis of extracts of various cell lines using CYB5R1 Polyclonal Antibody at 1:3000 dilution.

Observed Mw:34kDa



Immunohistochemistry of paraffin-embedded Human esophageal using CYB5R1 Polyclonal Antibody at dilution of 1:100 (40x lens). Perform microwave antigen retrieval with 10 mM PBS buffer pH 7.2 before commencing with IHC staining protocol.



Immunohistochemistry of paraffin-embedded Rat ovary using CYB5R1 Polyclonal Antibody at dilution of 1:100 (40x lens). Perform microwave antigen retrieval with 10 mM PBS buffer pH 7.2 before commencing with IHC staining protocol.

Preparation & Storage

Storage Store at -20°C. Avoid freeze/thaw cycles.

For Research Use Only

A Reliable Research Partner in Life Science and Medicine

Toll-free: 1-888-852-8623

Web: www.elabscience.com

Tel: 1-832-243-6086

Email: techsupport@elabscience.com

Fax: 1-832-243-6017

CYB5R1 Polyclonal Antibody

Catalog Number: E-AB-91717



Background

NADH-cytochrome b5 reductases are involved in desaturation and elongation of fatty acids, cholesterol biosynthesis, drug metabolism, and, in erythrocyte, methemoglobin reduction.

For Research Use Only

A Reliable Research Partner in Life Science and Medicine

Toll-free: 1-888-852-8623

Tel: 1-832-243-6086

Fax: 1-832-243-6017

Web: www.elabscience.com

Email: techsupport@elabscience.com