

HNRNPD Polyclonal Antibody

catalog number: E-AB-66532

Note: *Centrifuge before opening to ensure complete recovery of vial contents.*

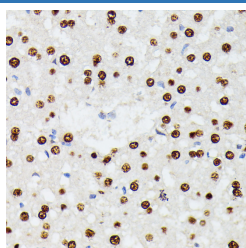
Description

Reactivity	Human;Mouse;Rat
Immunogen	Recombinant fusion protein of human HNRNPD (NP_002129.2).
Host	Rabbit
Isotype	IgG
Purification	Affinity purification
Buffer	Phosphate buffered solution, pH 7.4, containing 0.05% stabilizer and 50% glycerol.

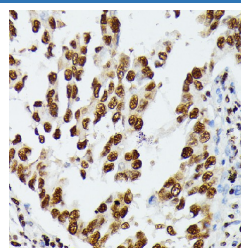
Applications

Applications	Recommended Dilution
IHC	1:50-1:200
IF	1:50-1:200

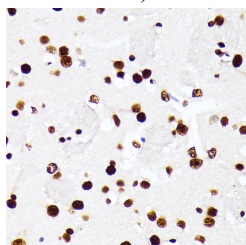
Data



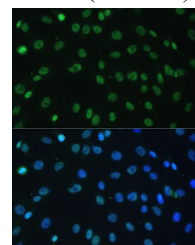
Immunohistochemistry of paraffin-embedded Rat liver using HNRNPD Polyclonal Antibody at dilution of 1:100 (40x lens).



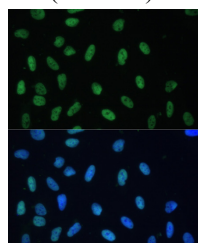
Immunohistochemistry of paraffin-embedded Human lung cancer using HNRNPD Polyclonal Antibody at dilution of 1:100 (40x lens).



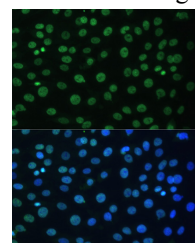
Immunohistochemistry of paraffin-embedded Mouse brain using HNRNPD Polyclonal Antibody at dilution of 1:100 (40x lens).



Immunofluorescence analysis of C6 cells using HNRNPD Polyclonal Antibody at dilution of 1:100. Blue: DAPI for nuclear staining.

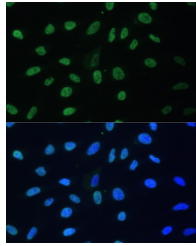


Immunofluorescence analysis of U-2 OS cells using HNRNPD Polyclonal Antibody at dilution of 1:100. Blue: DAPI for nuclear staining.



Immunofluorescence analysis of C6 cells using HNRNPD Polyclonal Antibody at dilution of 1:100. Blue: DAPI for nuclear staining.

For Research Use Only



Immunofluorescence analysis of U-2 OS cells using HNRNPD Polyclonal Antibody at dilution of 1:100. Blue: DAPI for nuclear staining.

Preparation & Storage

Storage	Store at -20°C Valid for 12 months. Avoid freeze / thaw cycles.
Shipping	The product is shipped with ice pack, upon receipt, store it immediately at the temperature recommended.

Background

This gene belongs to the subfamily of ubiquitously expressed heterogeneous nuclear ribonucleoproteins (hnRNPs). The hnRNPs are nucleic acid binding proteins and they complex with heterogeneous nuclear RNA (hnRNA). These proteins are associated with pre-mRNAs in the nucleus and appear to influence pre-mRNA processing and other aspects of mRNA metabolism and transport. While all of the hnRNPs are present in the nucleus, some seem to shuttle between the nucleus and the cytoplasm. The hnRNP proteins have distinct nucleic acid binding properties. The protein encoded by this gene has two repeats of quasi-RRM domains that bind to RNAs. It localizes to both the nucleus and the cytoplasm. This protein is implicated in the regulation of mRNA stability. Alternative splicing of this gene results in four transcript variants.

For Research Use Only