

PAICS Polyclonal Antibody

catalog number: **E-AB-11470**

Note: Centrifuge before opening to ensure complete recovery of vial contents.

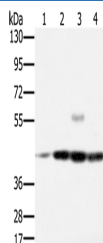
Description

Reactivity	Human;Mouse;Rat
Immunogen	Recombinant protein of human PAICS
Host	Rabbit
Isotype	IgG
Purification	Affinity purification
Buffer	Phosphate buffered solution, pH 7.4, containing 0.05% stabilizer and 50% glycerol.

Applications

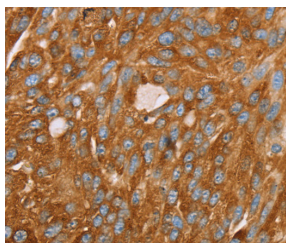
Applications	Recommended Dilution
WB	1:1000-1:5000
IHC	1:50-1:200

Data

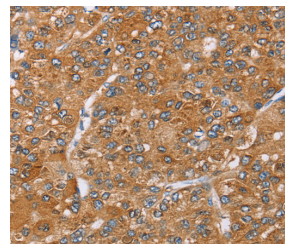


Western Blot analysis of Jurkat, Raji, K562 and hela cell using PAICS Polyclonal Antibody at dilution of 1:400

Calculated-MW:47 kDa



Immunohistochemistry of paraffin-embedded Human breast cancer using PAICS Polyclonal Antibody at dilution of 1:35



Immunohistochemistry of paraffin-embedded Human liver cancer using PAICS Polyclonal Antibody at dilution of 1:35

Preparation & Storage

Storage	Store at -20°C Valid for 12 months. Avoid freeze / thaw cycles.
Shipping	The product is shipped with ice pack, upon receipt, store it immediately at the temperature recommended.

Background

For Research Use Only

This gene encodes a bifunctional enzyme containing phosphoribosylaminoimidazole carboxylase activity in its N-terminal region and phosphoribosylaminoimidazole succinocarboxamide synthetase in its C-terminal region. It catalyzes steps 6 and 7 of purine biosynthesis. The gene is closely linked and divergently transcribed with a locus that encodes an enzyme in the same pathway, and transcription of the two genes is coordinately regulated. The human genome contains several pseudogenes of this gene. Multiple transcript variants encoding different isoforms have been found for this gene.