

## HNRNPA3 Polyclonal Antibody

**catalog number: E-AB-19996**

**Note:** Centrifuge before opening to ensure complete recovery of vial contents.

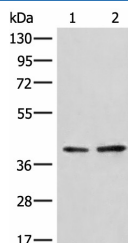
### Description

<b>Reactivity</b>	Human;Mouse;Rat
<b>Immunogen</b>	Synthetic peptide of human HNRNPA3
<b>Host</b>	Rabbit
<b>Isotype</b>	IgG
<b>Purification</b>	Antigen affinity purification
<b>Buffer</b>	Phosphate buffered solution, pH 7.4, containing 0.05% stabilizer and 50% glycerol.

### Applications

Applications	Recommended Dilution
<b>WB</b>	1:500-1:2000
<b>IHC</b>	1:50-1:300

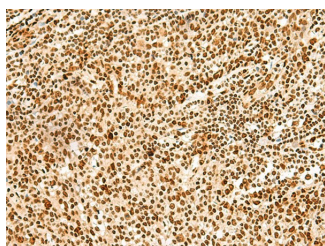
### Data



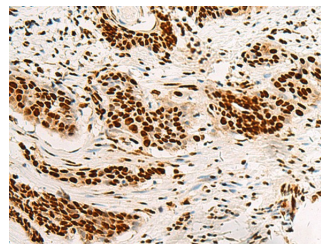
Western blot analysis of A172 and LO2 cell lysates using HNRNPA3 Polyclonal Antibody at dilution of 1:500

**Observed-MW:Refer to figures**

**Calculated-MW:40 kDa**



Immunohistochemistry of paraffin-embedded Human tonsil tissue using HNRNPA3 Polyclonal Antibody at dilution of 1:45(×200)



Immunohistochemistry of paraffin-embedded Human esophagus cancer tissue using HNRNPA3 Polyclonal Antibody at dilution of 1:45(×200)

### Preparation & Storage

<b>Storage</b>	Store at -20°C Valid for 12 months. Avoid freeze / thaw cycles.
<b>Shipping</b>	The product is shipped with ice pack,upon receipt,store it immediately at the temperature recommended.

### Background

Plays a role in cytoplasmic trafficking of RNA. Binds to the cis-acting response element, A2RE. May be involved in pre-mRNA splicing.

### For Research Use Only